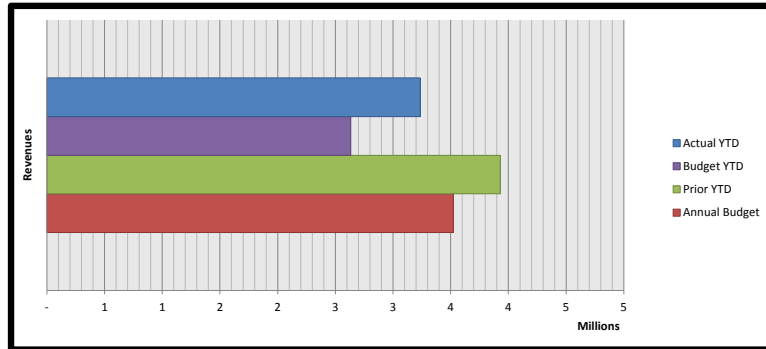
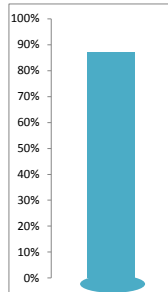


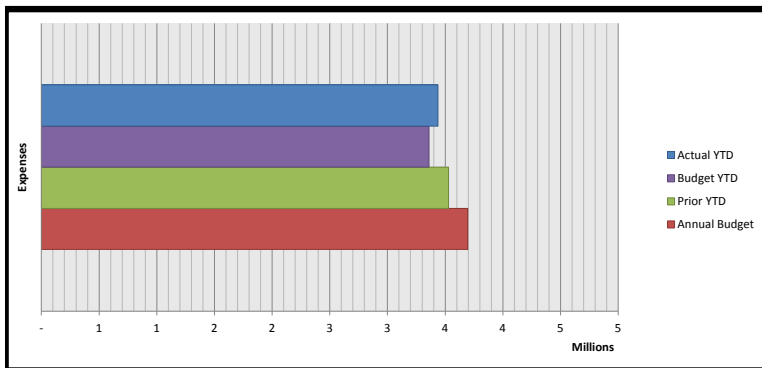
Revenues


Fav/(Unfav)	Actual YTD	Budget YTD	Variance	Annual Budget	Var Actual YTD to Annual Budget Variance
REVENUE					
Pledge	1,038,591	1,049,180	(10,589)	1,192,250	(153,659)
Non-Pledged Giving	170,553	142,200	28,353	237,000	(66,447)
Foundations/Grants	-	-	-	-	-
Loose & Un-Solicited Giving	45,777	35,845	9,932	53,500	(7,723)
Tuition/Registration	17,902	23,880	(5,978)	23,880	(5,978)
Ticket Sales/Event Fees	28,748	20,444	8,304	29,000	(252)
Interest and Dividends	4,217	-	4,217	-	4,217
Rental Income	106,927	107,049	(122)	116,841	(9,914)
Other Income	9,893	-	9,893	-	9,893
Endowment Draw	1,227,644	1,193,479	34,165	1,193,479	34,165
Funds Released from Restriction	585,720	625,645	(39,925)	675,329	(89,609)
TOTAL REVENUE	3,235,972	3,197,722	38,250	3,521,279	(285,307)

2018 Pledge Fulfillment


Month	Pledges Received
Jan-18	\$ 138,928
Feb-18	\$ 80,682
Mar-18	\$ 107,323
Apr-18	\$ 120,261
May-18	\$ 76,446
Jun-18	\$ 76,061
Jul-18	\$ 83,912
Aug-18	\$ 67,839
Sep-18	\$ 76,671
Oct-18	\$ 104,848
Nov-18	\$ 103,623
Dec-18	\$ -
Total	\$ 1,036,594
Goal	\$ 1,192,250
Percent to Goal	87%

3,930,238

Expenses


Fav/(Unfav)	Actual YTD	YTD Budget	Variance	Annual Budget	Actual YTD to Annual Budget Variance
Expenses					
Personnel	1,660,186	1,750,102	89,916	1,896,866	236,680
Direct Ministry	388,929	443,292	54,363	525,987	137,058
Communications	23,811	30,642	6,831	32,600	8,789
Facilities and Grounds	926,408	736,750	(189,658)	803,500	(122,908)
Administration	438,457	397,493	(40,964)	437,277	(1,180)
TOTAL EXPENSES	3,437,791	3,358,279	(79,512)	3,696,230	258,439

Assets

Cash Balance	As of Nov 2018	As of Oct 2018	As of Nov 17
Operating Fund	242,198	341,952	521,865
Fixed Assets	10,907	10,907	17,472
Temporarily Restricted	48,958	23,318	80,970
Columbarium	58,286	57,191	41,898
Endowment	(17,234)	(17,234)	(15,622)
Total Cash, All Funds	343,115	416,134	646,583

Endowment Fund Balance	As of Nov 2018	As of Oct 2018	As of Nov 17
Investment Fund	21,841,418	21,841,418	20,381,529
Church-Owned Housing	502,750	502,750	1,019,734
Loans	-	-	-
Cathedral Ridge	1,308,800	1,308,800	1,308,800
Cash	-	-	(15,622)
Total Endowment Fund	23,652,968	23,652,968	22,694,441

Liabilities and Net Assets

Liabilities and Net Assets	As of Nov 2018	As of Oct 2018	As of Nov 17
Current Liabilities	124,256	97,726	91,244
Line of Credit	-	-	-
Wartburg Loan Payable	-	-	-
Net Operating Assets	136,174	259,612	519,905
Net Assets	42,545,264	41,801,233	42,800,307
Total Liabilities and Net Assets	42,805,694	42,158,571	42,891,130