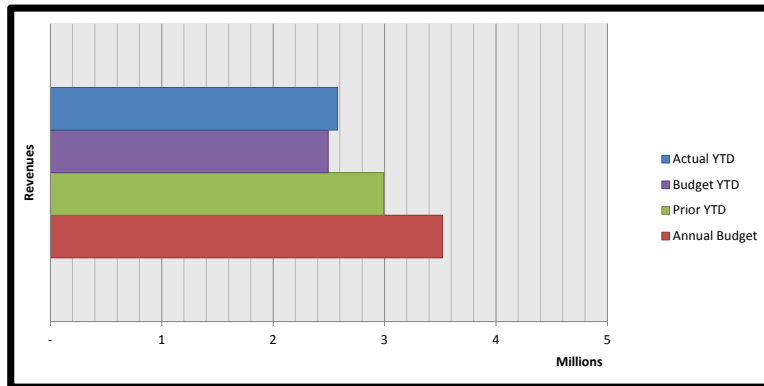
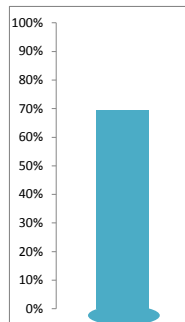
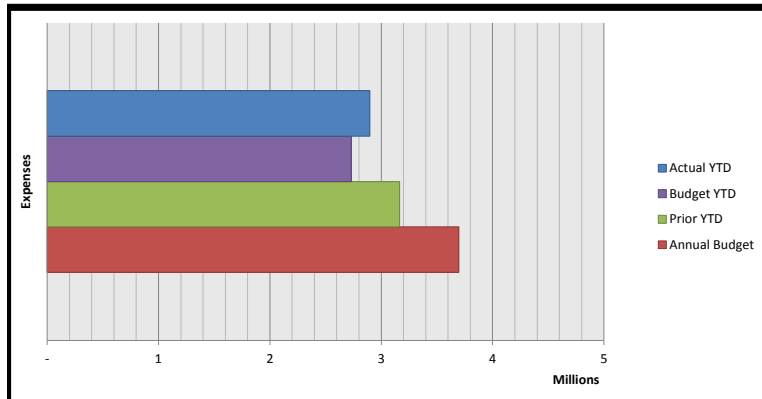


**Revenues**


Fav/(Unfav)	Actual YTD	Budget YTD	Variance	Annual Budget	Var Actual YTD to Annual Budget
<b>REVENUE</b>					
Pledge	830,121	882,265	(52,144)	1,192,250	(362,129)
Non-Pledged Giving	130,382	118,500	11,882	237,000	(106,618)
Foundations/Grants	-	-	-	-	-
Loose & Un-Solicited Giving	37,578	30,495	7,083	53,500	(15,922)
Tuition/Registration	17,837	23,880	(6,043)	23,880	(6,043)
Ticket Sales/Event Fees	14,881	12,333	2,548	29,000	(14,119)
Interest and Dividends	3,962	-	3,962	-	3,962
Rental Income	82,976	87,464	(4,488)	116,841	(33,865)
Other Income	8,846	-	8,846	-	8,846
Endowment Draw	920,737	895,109	25,628	1,193,479	(272,742)
Funds Released from Restriction	530,937	445,379	85,558	675,329	(144,392)
<b>TOTAL REVENUE</b>	<b>2,578,257</b>	<b>2,495,425</b>	<b>82,832</b>	<b>3,521,279</b>	<b>(943,022)</b>

**2018 Pledge Fulfillment**


Month	Pledges Received
Jan-18	\$ 138,928
Feb-18	\$ 80,682
Mar-18	\$ 107,323
Apr-18	\$ 120,261
May-18	\$ 76,446
Jun-18	\$ 76,061
Jul-18	\$ 83,912
Aug-18	\$ 67,839
Sep-18	\$ 76,671
Oct-18	\$ -
Nov-18	\$ -
Dec-18	\$ -
<b>Total</b>	<b>\$ 828,123</b>
<b>Goal</b>	<b>\$ 1,192,250</b>
<b>Percent to Goal</b>	<b>69%</b>

**Expenses**


Fav/(Unfav)	Actual YTD	YTD Budget	Variance	Annual Budget	Actual YTD to Annual Budget
<b>Expenses</b>					
Personnel	1,382,974	1,455,452	72,478	1,896,866	513,892
Direct Ministry	318,624	327,264	8,640	525,987	207,363
Communications	18,130	24,600	6,470	32,600	14,470
Facilities and Grounds	840,321	602,625	(237,696)	803,500	(36,821)
Administration	338,428	321,282	(17,146)	437,277	98,849
<b>TOTAL EXPENSES</b>	<b>2,898,477</b>	<b>2,731,223</b>	<b>(167,254)</b>	<b>3,696,230</b>	<b>797,753</b>

**Assets**

Cash Balance	As of Sept 2018	As of August 2018	As of Sept 2017
Operating Fund	279,780	364,942	156,568
Fixed Assets	41,049	41,049	17,472
Temporarily Restricted	66,716	(12,611)	64,338
Columbarium	52,691	46,341	42,056
Endowment	-	-	40,039
<b>Total Cash, All Funds</b>	<b>440,236</b>	<b>439,721</b>	<b>320,473</b>

**Fixed Asset Additions and Major Improvements**

Jan-18 Nave Electrical/Lighting progress payment  
 Jan-18 Parish Building Elevator progress payment  
 Feb-18 Parish Building Elevator progress payment  
 Apr-18 Parish Building Elevator progress payment  
 Apr-18 Parish Building Asbestos progress payment  
 May-18 Parish Building Asbestos progress payment

Endowment Fund Balance	As of Sept 2018	As of August 2018	As of Sept 2017
Investment Fund	21,285,990	21,285,990	19,967,414
Church-Owned Housing	502,750	466,096	1,019,734
Loans	-	-	-
Cathedral Ridge	1,308,800	1,308,800	1,308,800
Cash	-	-	40,037
<b>Total Endowment Fund</b>	<b>23,097,540</b>	<b>23,060,886</b>	<b>22,335,985</b>

**Liabilities and Net Assets**

Liabilities and Net Assets	As of Sept 2018	As of August 2018	As of Sept 2017
Current Liabilities	269,865	116,817	11,490
Line of Credit	-	-	-
Wartburg Loan Payable	-	-	-
Net Operating Assets	17,410	447,356	127,239
Net Assets	41,801,233	41,992,343	42,224,244
<b>Total Liabilities and Net Assets</b>	<b>42,086,612</b>	<b>42,086,612</b>	<b>42,459,658</b>