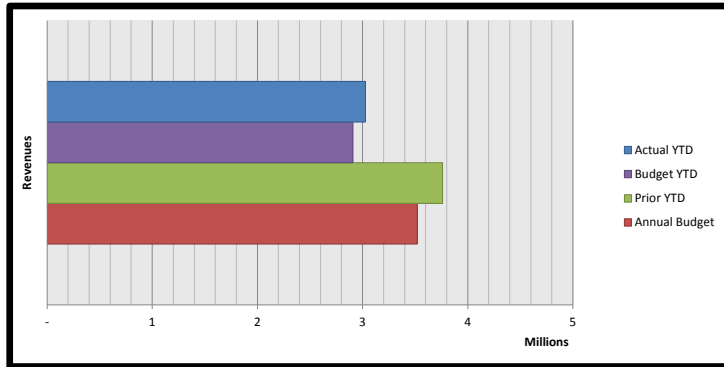
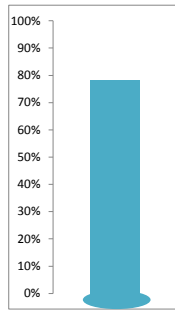
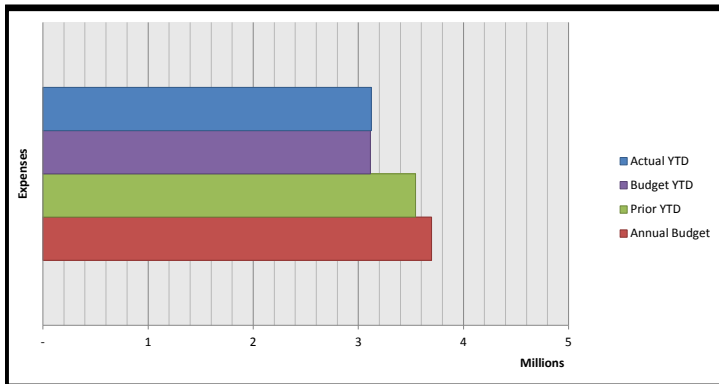


Revenues


Fav/(Unfav)	Actual YTD	Budget YTD	Variance	Annual Budget	Var Actual YTD to Annual Budget Variance
REVENUE					
Pledge	934,968	965,723	(30,755)	1,192,250	(257,282)
Non-Pledged Giving	153,082	130,350	22,732	237,000	(83,918)
Foundations/Grants	-	-	-	-	-
Loose & Un-Solicited Giving	40,753	33,170	7,583	53,500	(12,747)
Tuition/Registration	17,902	23,880	(5,978)	23,880	(5,978)
Ticket Sales/Event Fees	20,355	17,889	2,466	29,000	(8,645)
Interest and Dividends	2,633	-	2,633	-	2,633
Rental Income	88,479	97,256	(8,777)	116,841	(28,362)
Other Income	8,846	-	8,846	-	8,846
Endowment Draw	1,227,644	1,193,479	34,165	1,193,479	34,165
Funds Released from Restriction	548,927	494,562	54,365	675,329	(126,402)
TOTAL REVENUE	3,043,589	2,956,309	87,280	3,521,279	(477,690)

2018 Pledge Fulfillment


Month	Pledges Received
Jan-18	\$ 138,928
Feb-18	\$ 80,682
Mar-18	\$ 107,323
Apr-18	\$ 120,261
May-18	\$ 76,446
Jun-18	\$ 76,061
Jul-18	\$ 83,912
Aug-18	\$ 67,839
Sep-18	\$ 76,671
Oct-18	\$ 104,848
Nov-18	\$ -
Dec-18	\$ -
Total	\$ 932,971
Goal	\$ 1,192,250
Percent to Goal	78%

Expenses


Fav/(Unfav)	Actual YTD	YTD Budget	Variance	Annual Budget	Actual YTD to Annual Budget Variance
Expenses					
Personnel	1,521,631	1,603,726	82,095	1,896,866	375,235
Direct Ministry	355,506	429,894	74,388	525,987	170,481
Communications	21,595	28,683	7,088	32,600	11,005
Facilities and Grounds	858,752	670,000	(188,752)	803,500	(55,252)
Administration	366,271	381,535	15,264	437,277	71,006
TOTAL EXPENSES	3,123,755	3,113,838	(9,917)	3,696,230	572,475

Assets

Cash Balance	As of Oct 2018	As of Sept 2018		As of Oct 2017
Operating Fund	341,952	279,780		521,865
Fixed Assets	10,907	41,049		17,472
Temporarily Restricted	23,318	66,716		80,970
Columbarium	57,191	52,691		41,898
Endowment	(17,234)	-		(15,622)
Total Cash, All Funds	416,134	440,236		646,583

Endowment Fund Balance	As of Oct 2018	As of Sept 2018		As of Oct 2017
Investment Fund	21,841,418	21,285,990		20,381,529
Church-Owned Housing	502,750	502,750		1,019,734
Loans	-	-		-
Cathedral Ridge	1,308,800	1,308,800		1,308,800
Cash	-	-		(15,622)
Total Endowment Fund	23,652,968	23,097,540		22,694,441

Liabilities and Net Assets

Liabilities and Net Assets	As of Oct 2018	As of Sept 2018		As of Oct 2017
Current Liabilities	97,726	269,865		91,244
Line of Credit	-	-		-
Wartburg Loan Payable	-	-		-
Net Operating Assets	377,250	17,410		519,905
Net Assets	41,801,233	41,801,233		42,800,307
Total Liabilities and Net Assets	42,276,209	42,086,612		42,891,130