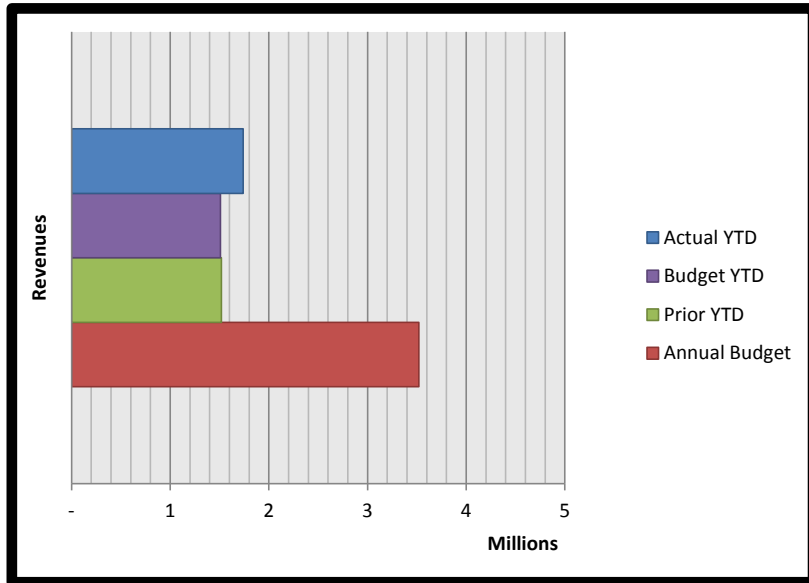


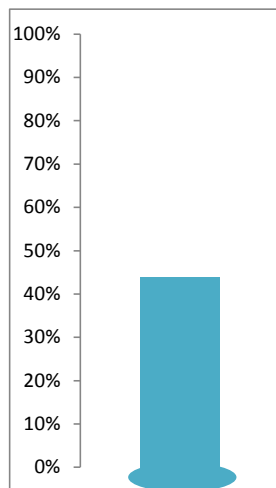


Revenues



Fav/(Unfav)	Actual YTD	Budget YTD	Variance	Annual Budget	YTD to Annual Budget Variance
REVENUE					
Pledge	523,639	512,668	10,971	1,192,250	(668,611)
Non-Pledged Giving	82,111	71,100	11,011	237,000	(154,889)
Foundations/Grants	-	-	-	-	-
Loose & Un-Solicited Giving	23,135	18,725	4,410	53,500	(30,365)
Tuition/Registration	13,046	3,880	9,166	23,880	(10,834)
Ticket Sales/Event Fees	8,478	8,778	(300)	29,000	(20,522)
Interest and Dividends	2,947	-	2,947	-	2,947
Rental Income	42,458	48,961	(6,503)	116,841	(74,383)
Other Income	1,491	-	1,491	-	1,491
Endowment Draw	596,061	596,740	(679)	1,193,479	(597,418)
Funds Released from Restriction	446,160	248,114	198,046	675,329	(229,169)
TOTAL REVENUE	1,739,526	1,508,966	230,560	3,521,279	(1,781,753)

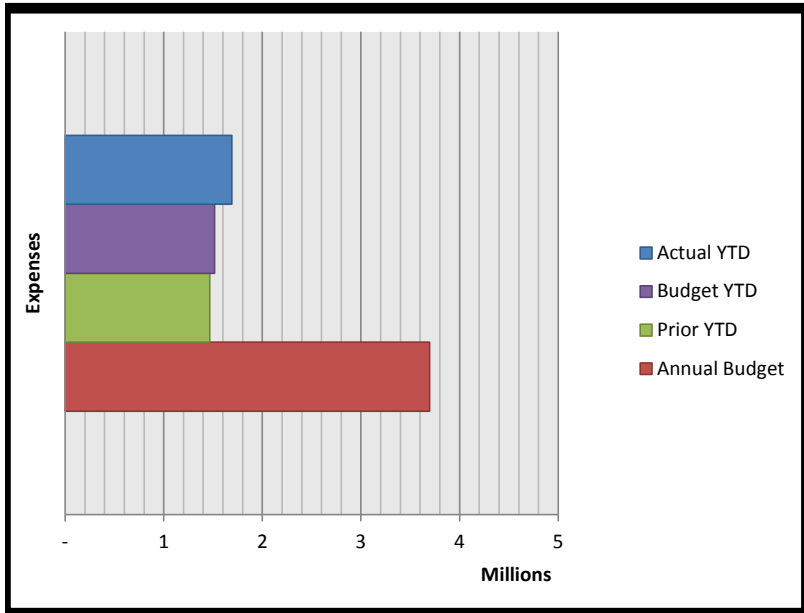
2018 Pledge Fulfillment



Month	Pledges
Jan-17	\$ 138,928
Feb-17	\$ 80,682
Mar-17	\$ 107,323
Apr-17	\$ 120,261
May-17	\$ 76,446
Jun-17	\$ -
Jul-17	\$ -
Aug-17	\$ -
Sep-17	\$ -
Oct-17	\$ -
Nov-17	\$ -
Dec-17	\$ -
Total	\$ 523,640
Goal	\$ 1,192,250
Percent to Goal	44%



Expenses



Fav/(Unfav)	Actual YTD	YTD Budget	Variance	Annual Budget	Actual YTD to Annual Budget Variance
Expenses					
Personnel	745,252	813,476	68,224	1,896,866	1,151,614
Direct Ministry	166,435	142,364	(24,071)	525,987	359,552
Communications	5,831	14,042	8,211	32,600	26,769
Facilities and Grounds	555,272	335,000	(220,272)	803,500	248,228
Administration	216,369	210,238	(6,131)	437,277	220,908
TOTAL EXPENSES	1,689,159	1,515,120	(174,039)	3,696,230	2,007,071



Assets

	As of May 2018	As of April 2018		As of May 2017
Cash Balance				
Operating Fund	534,567	642,455		457,474
Fixed Assets	(7,528)	(7,528)		29,087
Temporarily Restricted	21,287	33,802		156,516
Columbarium	45,923	46,468		39,764
Endowment	114,220	12,908		49,160
Total Cash, All Funds	708,469	728,105		732,001

Fixed Asset Additions and Major Improvements

Jan-18 Nave Electrical/Lighting progress payment
 Jan-18 Parish Building Elevator progress payment
 Feb-18 Parish Building Elevator progress payment
 Apr-18 Parish Building Elevator progress payment
 Apr-18 Parish Building Asbestos progress payment
 May-18 Parish Building Asbestos progress payment

	As of May 2018	As of April 2018		As of May 2017
Endowment Fund Balance				
Investment Fund	21,215,908	21,215,908		20,214,106
Church-Owned Housing	466,096	466,096		603,734
Loans	-	-		-
Cathedral Ridge	1,308,800	1,308,800		1,308,800
Cash	114,220	12,908		49,160
Total Endowment Fund	23,105,024	23,003,712		22,175,800

Liabilities and Net Assets

	As of May 2018	As of April 2018		As of May 2017
Liabilities and Net Assets				
Current Liabilities	108,522	88,588		79,017
Line of Credit	-	-		-
Wartburg Loan Payable	-	-		-
Net Operating Assets	510,062	629,385		2,505,032
Net Assets	42,345,088	42,462,556		42,484,247
Total Liabilities and Net Assets	42,455,639	42,561,920		42,652,265