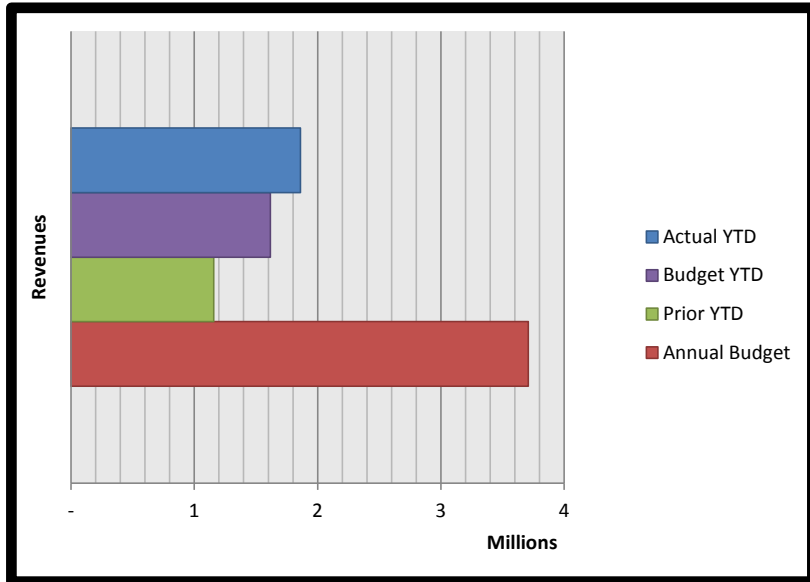


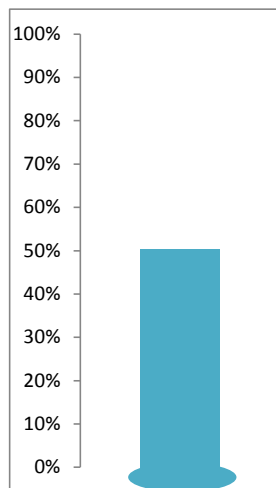


Revenues



Fav/(Unfav)	Actual YTD	Budget YTD	Variance	Annual Budget	YTD to Annual Budget Variance
REVENUE					
Pledge	706,569	583,333	123,236	1,400,000	(693,431)
Non-Pledged Giving	87,345	52,083	35,262	125,000	(37,655)
Foundations/Grants	-	-	-	-	-
Loose & Un-Solicited Giving	24,111	21,667	2,444	51,500	(27,389)
Tuition/Registration	10,047	3,880	6,167	25,880	(15,833)
Ticket Sales/Event Fees	7,191	7,778	(587)	26,000	(18,809)
Interest and Dividends	8,869	-	8,869	-	8,869
Rental Income	49,387	47,850	1,537	114,841	(65,454)
Other Income	126,218	-	126,218	-	126,218
Endowment Draw	531,659	634,599	(102,940)	1,269,198	(737,539)
Funds Released from Restriction	308,329	266,760	41,569	698,100	(389,771)
TOTAL REVENUE	1,859,725	1,617,950	241,775	3,710,519	(1,850,794)

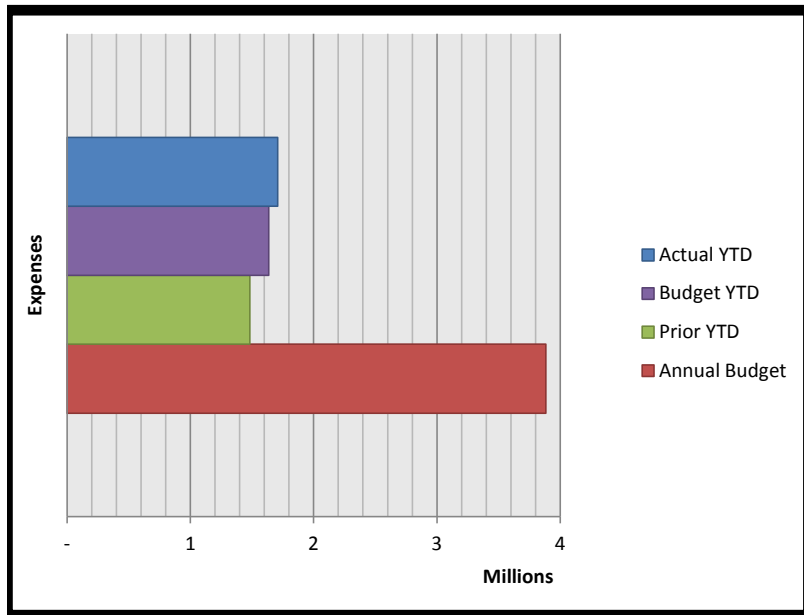
2017 Pledge Fulfillment



Month	Pledges
Jan-17	\$ 353,412
Feb-17	\$ 66,711
Mar-17	\$ 94,843
Apr-17	\$ 78,833
May-17	\$ 112,770
Jun-17	\$ -
Jul-17	\$ -
Aug-17	\$ -
Sep-17	\$ -
Oct-17	\$ -
Nov-17	\$ -
Dec-17	\$ -
Total	\$ 706,569
Goal	\$ 1,400,000
Percent to Goal	50%



Expenses



Fav/(Unfav)	Actual YTD	YTD Budget	Variance	Annual Budget	Actual YTD to Annual Budget Variance
Expenses					
Personnel	735,461	815,882	80,421	1,899,899	1,164,438
Direct Ministry	230,796	175,323	(55,473)	579,825	349,029
Communications	9,704	16,917	7,213	35,500	25,796
Facilities and Grounds	496,934	355,458	(141,476)	852,600	355,666
Administration	236,341	273,012	36,671	515,270	278,929
TOTAL EXPENSES	1,709,236	1,636,592	(72,644)	3,883,094	2,173,858



Assets

	As of May 2017	As of April 2017		As of May 2016
Cash Balance				
Operating Fund	457,474	694,505		(403,842)
Fixed Assets	29,087	28,987		(85,648)
Temporarily Restricted	156,516	290,608		459,218
Columbarium	39,764	42,922		39,817
Endowment	49,160	52,912		980,100
Total Cash, All Funds	732,001	1,109,934		989,645

Fixed Asset Additions and Major Improvements

Mar-17 Installment payment - roof
 Mar-17 Masonry repairs
 May-17 Masonry repairs

	As of May 2017	As of April 2017		As of May 2016
Endowment Fund Balance				
Investment Fund	20,214,106	20,214,106		20,736,207
Church-Owned Housing	578,734	578,734		1,111,133
Loans	-	-		-
Cathedral Ridge	1,308,800	1,308,800		1,308,800
Cash	49,160	52,912		980,100
Total Endowment Fund	22,150,800	22,154,552		24,136,240

Liabilities and Net Assets

	As of May 2017	As of April 2017		As of May 2016
Liabilities and Net Assets				
Current Liabilities	81,340	2,897		35,690
Line of Credit	-	-		1,185,000
Wartburg Loan Payable	-	-		26,375
Net Operating Assets	2,505,032	(1,691,855)		(1,549,915)
Net Assets	42,484,247	42,524,611		40,359,156
Total Liabilities and Net Assets	42,652,265	42,589,186		41,673,287