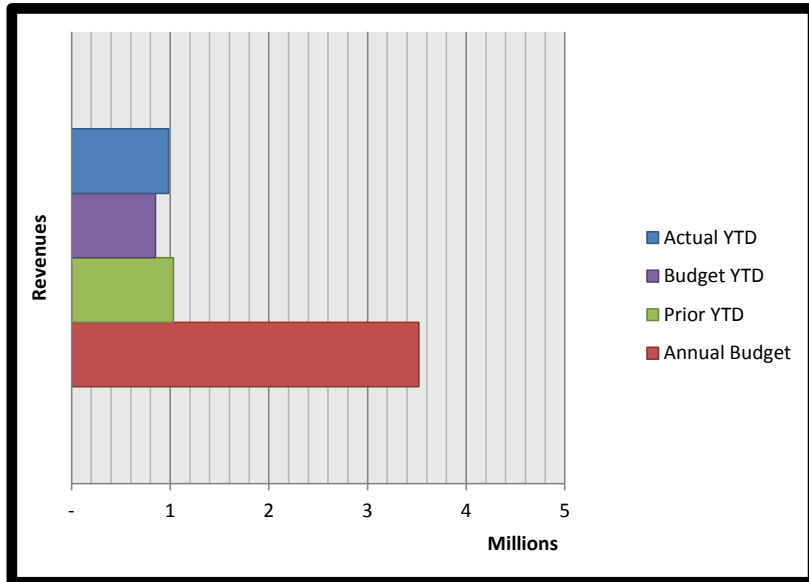


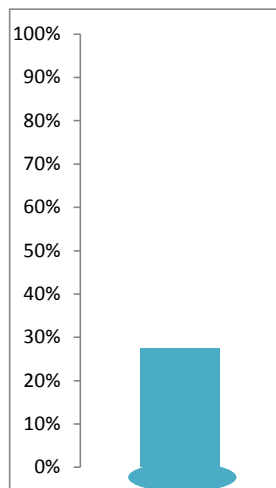


Revenues



Fav/(Unfav)	Actual YTD	Budget YTD	Variance	Annual Budget	YTD to Annual Budget Variance
REVENUE					
Pledge	326,933	321,908	5,025	1,192,250	(865,317)
Non-Pledged Giving	56,773	35,550	21,223	237,000	(180,227)
Foundations/Grants	-	-	-	-	-
Loose & Un-Solicited Giving	10,140	8,025	2,115	53,500	(43,360)
Tuition/Registration	7,500	3,880	3,620	23,880	(16,380)
Ticket Sales/Event Fees	5,631	4,667	964	29,000	(23,369)
Interest and Dividends	2,569	-	2,569	-	2,569
Rental Income	29,331	29,376	(45)	116,841	(87,510)
Other Income	978	-	978	-	978
Endowment Draw	306,907	298,370	8,537	1,193,479	(886,572)
Funds Released from Restriction	237,261	150,349	86,912	675,329	(438,068)
TOTAL REVENUE	984,023	852,125	131,898	3,521,279	(2,537,256)

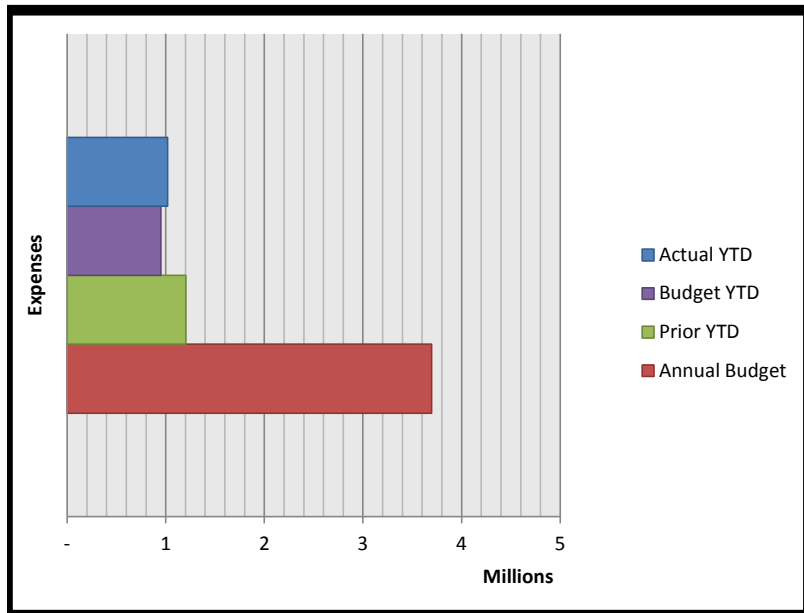
2018 Pledge Fulfillment



Month	Pledges
Jan-17	\$ 138,928
Feb-17	\$ 80,682
Mar-17	\$ 107,323
Apr-17	\$ -
May-17	\$ -
Jun-17	\$ -
Jul-17	\$ -
Aug-17	\$ -
Sep-17	\$ -
Oct-17	\$ -
Nov-17	\$ -
Dec-17	\$ -
Total	\$ 326,933
Goal	\$ 1,192,250
Percent to Goal	27%



Expenses



Fav/(Unfav)	Actual YTD	YTD Budget	Variance	Annual Budget	Actual YTD to Annual Budget Variance
Expenses					
Personnel	450,106	518,906	68,800	1,896,866	1,446,760
Direct Ministry	137,236	104,091	(33,145)	525,987	388,751
Communications	2,519	8,000	5,481	32,600	30,081
Facilities and Grounds	298,515	200,875	(97,640)	803,500	504,985
Administration	129,753	117,794	(11,959)	437,277	307,524
TOTAL EXPENSES	1,018,129	949,666	(68,463)	3,696,230	2,678,101



Assets

	As of March 2018	As of Feb 2018		As of March 2017
Cash Balance				
Operating Fund	505,158	658,295		221,294
Fixed Assets	(7,528)	(7,528)		(34,773)
Temporarily Restricted	44,740	56,638		288,100
Columbarium	44,968	45,018		42,922
Endowment	7,127	7,127		221,293
Total Cash, All Funds	594,465	759,550		738,836

Fixed Asset Additions and Major Improvements

Jan-18 Nave Electrical/Lighting progress payment
 Jan-18 Parish Building Elevator progress payment
 Feb-18 Parish Building Elevator progress payment

	As of March 2018	As of Feb 2018		As of March 2017
Endowment Fund Balance				
Investment Fund	21,649,497	21,649,497		19,484,156
Church-Owned Housing	466,096	466,096		578,734
Loans	-	-		-
Cathedral Ridge	1,308,800	1,308,800		1,308,800
Cash	7,127	7,127		221,293
Total Endowment Fund	23,431,520	23,431,520		21,592,983

Liabilities and Net Assets

	As of March 2018	As of Feb 2018		As of March 2017
Liabilities and Net Assets				
Current Liabilities	174,921	105,812		113,827
Line of Credit	-	-		-
Wartburg Loan Payable	-	-		-
Net Operating Assets	416,632	639,540		(2,067,849)
Net Assets	42,815,292	43,064,860		41,009,086
Total Liabilities and Net Assets	42,990,213	43,170,672		41,806,429