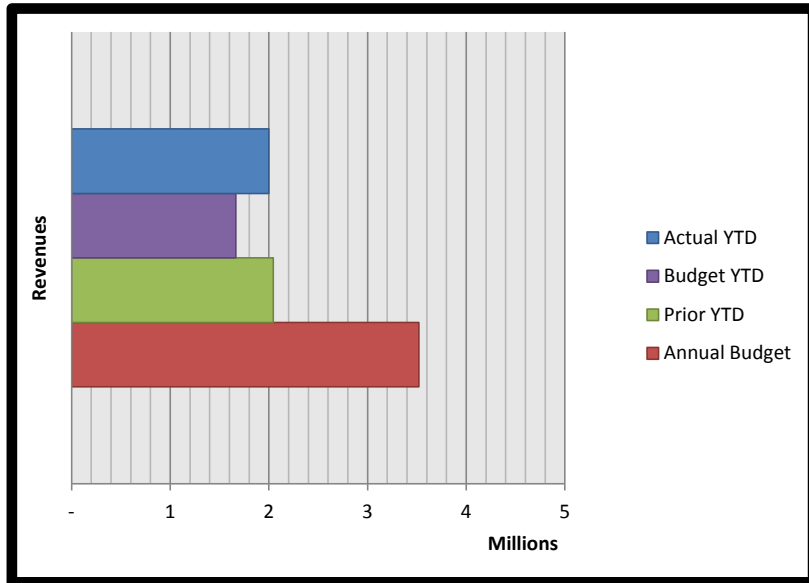


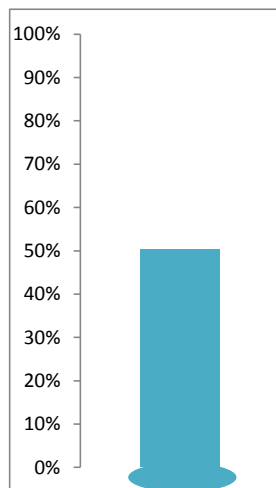


Revenues



Fav/(Unfav)	Actual YTD	Budget YTD	Variance	Annual Budget	YTD to Annual Budget Variance
REVENUE					
Pledge	599,700	596,125	3,575	1,192,250	(592,550)
Non-Pledged Giving	92,054	82,950	9,104	237,000	(144,946)
Foundations/Grants	-	-	-	-	-
Loose & Un-Solicited Giving	26,338	21,935	4,403	53,500	(27,162)
Tuition/Registration	15,151	3,880	11,271	23,880	(8,729)
Ticket Sales/Event Fees	8,526	8,778	(252)	29,000	(20,474)
Interest and Dividends	113,340	-	113,340	-	113,340
Rental Income	57,221	58,531	(1,310)	116,841	(59,620)
Other Income	1,740	-	1,740	-	1,740
Endowment Draw	596,061	596,740	(679)	1,193,479	(597,418)
Funds Released from Restriction	488,294	297,708	190,586	675,329	(187,035)
TOTAL REVENUE	1,998,425	1,666,647	331,778	3,521,279	(1,522,854)

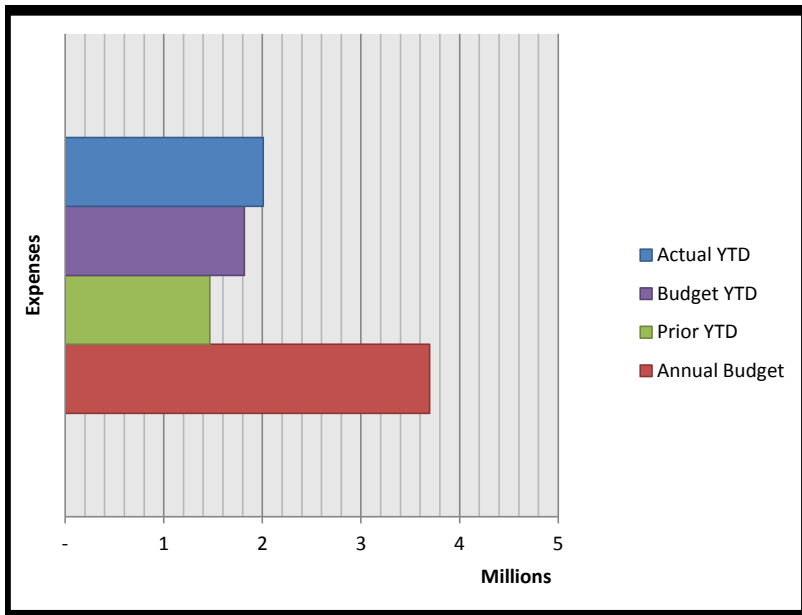
2018 Pledge Fulfillment



Month	Pledges
Jan-18	\$ 138,928
Feb-18	\$ 80,682
Mar-18	\$ 107,323
Apr-18	\$ 120,261
May-18	\$ 76,446
Jun-18	\$ 76,061
Jul-18	\$ -
Aug-18	\$ -
Sep-18	\$ -
Oct-18	\$ -
Nov-18	\$ -
Dec-18	\$ -
Total	\$ 599,701
Goal	\$ 1,192,250
Percent to Goal	50%



Expenses



Fav/(Unfav)	Actual YTD	YTD Budget	Variance	Annual Budget	Actual YTD to Annual Budget Variance
Expenses					
Personnel	885,550	959,651	74,101	1,896,866	1,011,316 ❌
Direct Ministry	228,419	213,401	(15,018)	525,987	297,568 ❌
Communications	7,253	16,000	8,747	32,600	25,347 ⚠️
Facilities and Grounds	596,346	401,750	(194,596)	803,500	207,154 ❌
Administration	290,704	227,655	(63,049)	437,277	146,573 ❌
TOTAL EXPENSES	2,008,272	1,818,457	(189,815)	3,696,230	1,687,958 ❌



Assets

	As of June 2018	As of May 2018		As of June 2017
Cash Balance				
Operating Fund	387,582	534,567		375,938
Fixed Assets	41,049	(7,528)		132,349
Temporarily Restricted	(657)	21,287		147,633
Columbarium	45,314	45,923		41,005
Endowment	114,320	114,220		(391,512)
Total Cash, All Funds	587,608	708,469		305,413

Fixed Asset Additions and Major Improvements

Jan-18 Nave Electrical/Lighting progress payment
 Jan-18 Parish Building Elevator progress payment
 Feb-18 Parish Building Elevator progress payment
 Apr-18 Parish Building Elevator progress payment
 Apr-18 Parish Building Asbestos progress payment
 May-18 Parish Building Asbestos progress payment

	As of June 2018	As of May 2018		As of June 2017
Endowment Fund Balance				
Investment Fund	21,215,908	21,215,908		20,225,681
Church-Owned Housing	466,096	466,096		1,019,734
Loans		-		
Cathedral Ridge	1,308,800	1,308,800		1,308,800
Cash	114,320	114,220		(391,512)
Total Endowment Fund	23,105,124	23,105,024		22,162,703

Liabilities and Net Assets

	As of June 2018	As of May 2018		As of June 2017
Liabilities and Net Assets				
Current Liabilities	133,946	108,522		290,926
Line of Credit	-	-		
Wartburg Loan Payable	-	-		
Net Operating Assets	449,847	510,062		2,367,808
Net Assets	420,816,345	42,345,088		42,351,735
Total Liabilities and Net Assets	42,217,383	42,455,639		42,659,027