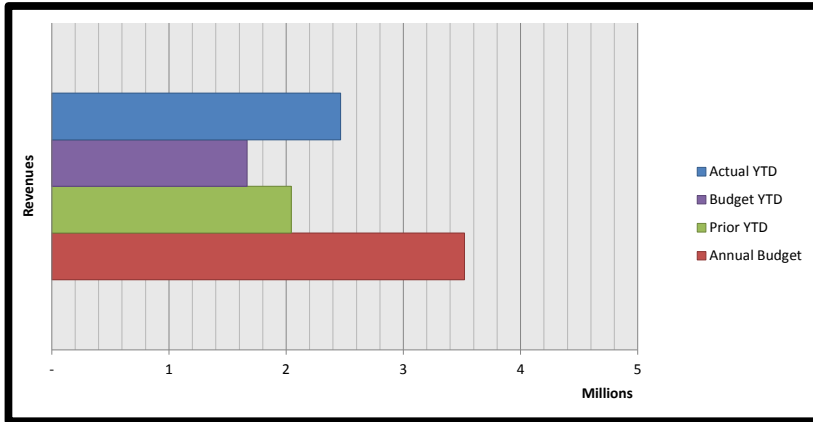


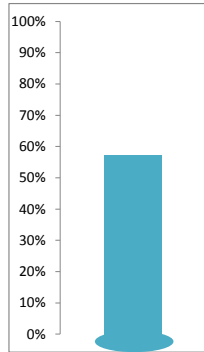


Revenues



Fav/(Unfav)	Actual YTD	Budget YTD	Variance	Annual Budget	Var Actual YTD to Annual Budget
REVENUE					
Pledge	685,611	679,583	6,028	1,192,250	(506,639)
Non-Pledged Giving	105,224	94,800	10,424	237,000	(131,776)
Foundations/Grants	-	-	-	-	-
Loose & Un-Solicited Giving	28,869	24,610	4,259	53,500	(24,631)
Tuition/Registration	16,685	13,880	2,805	23,880	(7,195)
Ticket Sales/Event Fees	12,641	8,778	3,863	29,000	(16,359)
Interest and Dividends	113,833	-	113,833	-	113,833
Rental Income	67,325	68,102	(777)	116,841	(49,516)
Other Income	2,233	-	2,233	-	2,233
Endowment Draw	920,737	895,109	25,628	1,193,479	(272,742)
Funds Released from Restriction	510,631	345,202	165,429	675,329	(164,698)
TOTAL REVENUE	2,463,789	2,130,064	333,725	3,521,279	(1,057,490)

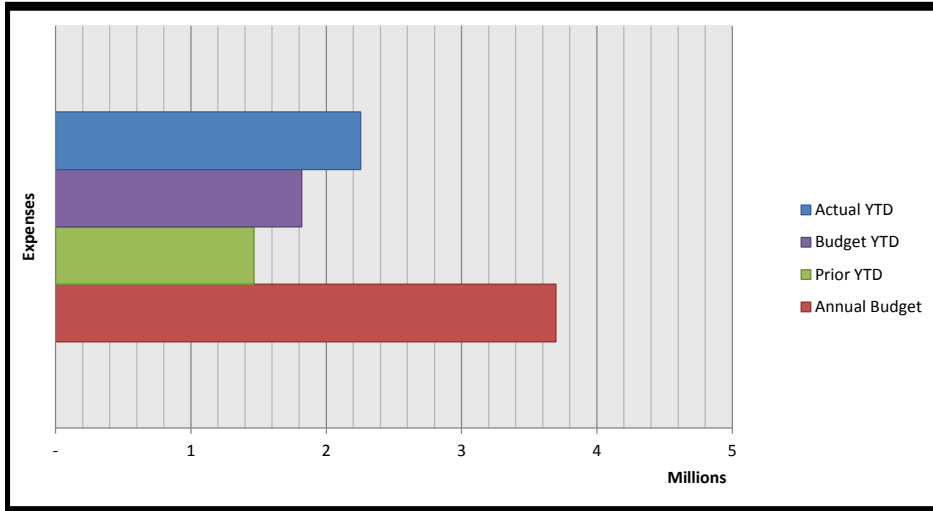
2018 Pledge Fulfillment



Month	Pledges Received
Jan-18	\$ 138,928
Feb-18	\$ 80,682
Mar-18	\$ 107,323
Apr-18	\$ 120,261
May-18	\$ 76,446
Jun-18	\$ 76,061
Jul-18	\$ 83,912
Aug-18	\$ -
Sep-18	\$ -
Oct-18	\$ -
Nov-18	\$ -
Dec-18	\$ -
Total	\$ 683,613
Goal	\$ 1,192,250
Percent to Goal	57%



Expenses



Fav/(Unfav)	Actual YTD	YTD Budget	Variance	Annual Budget	Actual YTD to Annual Budget Variance
Expenses					
Personnel	1,039,537	1,108,328	68,791	1,896,866	857,329
Direct Ministry	240,696	237,327	(3,369)	525,987	285,291
Communications	9,393	20,083	10,690	32,600	23,207
Facilities and Grounds	646,038	469,125	(176,913)	803,500	157,462
Administration	319,380	287,590	(31,790)	437,277	117,897
TOTAL EXPENSES	2,255,044	2,122,453	(132,591)	3,696,230	1,441,186



Assets

Cash Balance	As of July 2018	As of May 2018	As of June 2017
Operating Fund	609,374	534,567	375,938
Fixed Assets	41,049	(7,528)	132,349
Temporarily Restricted	(9,239)	21,287	147,633
Columbarium	46,341	45,923	41,005
Endowment	-	114,220	(391,512)
Total Cash, All Funds	687,525	708,469	305,413

Fixed Asset Additions and Major Improvements

- Jan-18 Nave Electrical/Lighting progress payment
- Jan-18 Parish Building Elevator progress payment
- Feb-18 Parish Building Elevator progress payment
- Apr-18 Parish Building Elevator progress payment
- Apr-18 Parish Building Asbestos progress payment
- May-18 Parish Building Asbestos progress payment

Endowment Fund Balance	As of July 2018	As of May 2018	As of June 2017
Investment Fund	21,215,573	21,215,908	20,225,681
Church-Owned Housing	466,096	466,096	1,019,734
Loans	-	-	-
Cathedral Ridge	1,308,800	1,308,800	1,308,800
Cash	-	114,220	(391,512)
Total Endowment Fund	22,990,469	23,105,024	22,162,703

Liabilities and Net Assets

Liabilities and Net Assets	As of July 2018	As of May 2018	As of June 2017
Current Liabilities	136,575	108,522	290,926
Line of Credit	-	-	-
Wartburg Loan Payable	-	-	-
Net Operating Assets	668,441	510,062	2,367,808
Net Assets	41,948,234	42,345,088	42,351,735
Total Liabilities and Net Assets	42,086,612	42,455,639	42,659,027