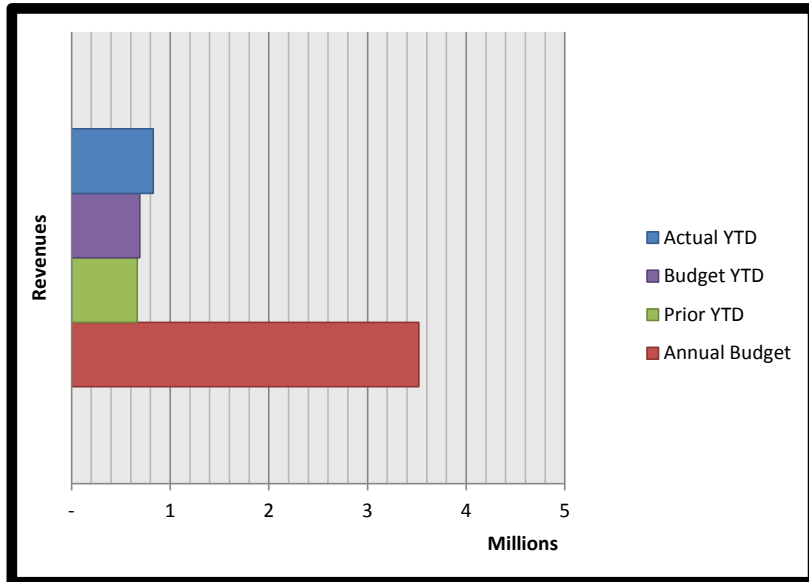





Revenues



Fav/(Unfav)	Actual YTD	Budget YTD	Variance	Annual Budget	YTD to Annual Budget Variance
REVENUE					
Pledge	219,610	238,450	(18,840)	1,192,250	(972,640)
Non-Pledged Giving	46,925	23,700	23,225	237,000	(190,075)
Foundations/Grants	-	-	-	-	-
Loose & Un-Solicited Giving	6,646	5,350	1,296	53,500	(46,854)
Tuition/Registration	5,825	-	5,825	23,880	(18,055)
Ticket Sales/Event Fees	4,328	4,111	217	29,000	(24,672)
Interest and Dividends	2,117	-	2,117	-	2,117
Rental Income	19,152	19,585	(433)	116,841	(97,689)
Other Income	702	-	702	-	702
Endowment Draw	306,907	298,370	8,537	1,193,479	(886,572)
Funds Released from Restriction	216,909	101,266	115,643	675,329	(458,420)
TOTAL REVENUE	829,121	690,832	138,289	3,521,279	(2,692,158)

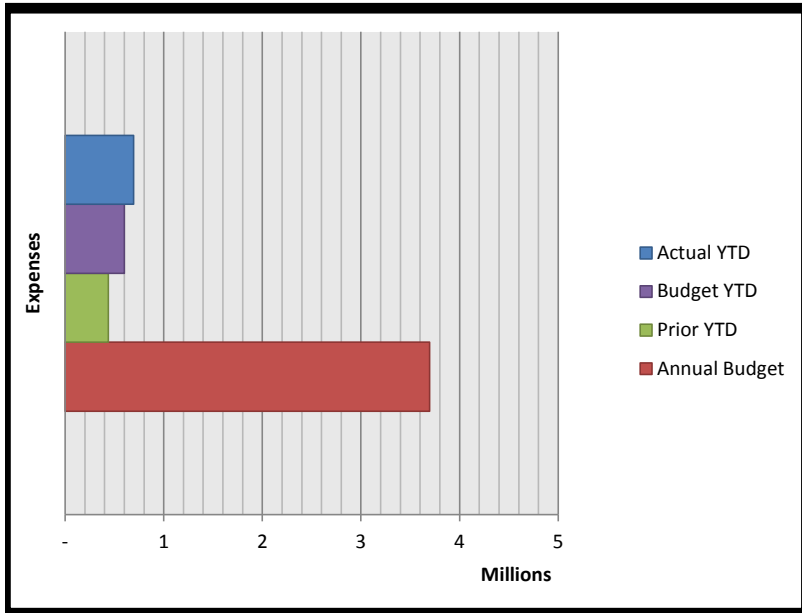
2018 Pledge Fulfillment



Month	Pledges
Jan-17	\$ 138,928
Feb-17	\$ 80,682
Mar-17	\$ -
Apr-17	\$ -
May-17	\$ -
Jun-17	\$ -
Jul-17	\$ -
Aug-17	\$ -
Sep-17	\$ -
Oct-17	\$ -
Nov-17	\$ -
Dec-17	\$ -
Total	\$ 219,610
Goal	\$ 1,485,766
Percent to Goal	15%



Expenses



Fav/(Unfav)	Actual YTD	YTD Budget	Variance	Annual Budget	Actual YTD to Annual Budget Variance
Expenses					
Personnel	299,291	320,077	20,786	1,896,866	1,597,575
Direct Ministry	33,448	36,267	2,819	525,987	492,539
Communications	1,237	6,042	4,805	32,600	31,363
Facilities and Grounds	254,888	134,125	(120,763)	803,500	548,612
Administration	104,811	102,244	(2,567)	437,277	332,466
TOTAL EXPENSES	693,675	598,755	(94,920)	3,696,230	3,002,555



Assets

	As of Feb 2018	As of Jan 2018		As of Feb 2017	
Cash Balance					
Operating Fund	658,295	755,964		407,861	
Fixed Assets	(7,528)	(7,528)		193,810	
Temporarily Restricted	56,638	62,508		287,399	
Columbarium	45,018	45,033		43,270	
Endowment	7,127	8,958		55,315	
Total Cash, All Funds	759,550	864,935		987,655	

Fixed Asset Additions and Major Improvements

Jan-18 Nave Electrical/Lighting progress payment
Jan-18 Parish Building Elevator progress payment

	As of Feb 2018	As of Jan 2018		As of Feb 2017	
Endowment Fund Balance					
Investment Fund	21,649,497	21,649,497		19,484,156	
Church-Owned Housing	466,096	464,266		578,734	
Loans	-	-		-	
Cathedral Ridge	1,308,800	1,308,800		1,308,800	
Cash	7,127	8,958		55,315	
Total Endowment Fund	23,431,520	23,431,521		21,427,005	

Liabilities and Net Assets

	As of Feb 2018	As of Jan 2018		As of Feb 2017	
Liabilities and Net Assets					
Current Liabilities	105,812	111,578		113,827	
Line of Credit	-	-		-	
Wartburg Loan Payable	-	-		-	
Net Operating Assets	639,540	732,822		(1,679,104)	
Net Assets	43,064,860	43,197,582		41,437,555	
Total Liabilities and Net Assets	43,170,672	43,309,159		42,032,983	