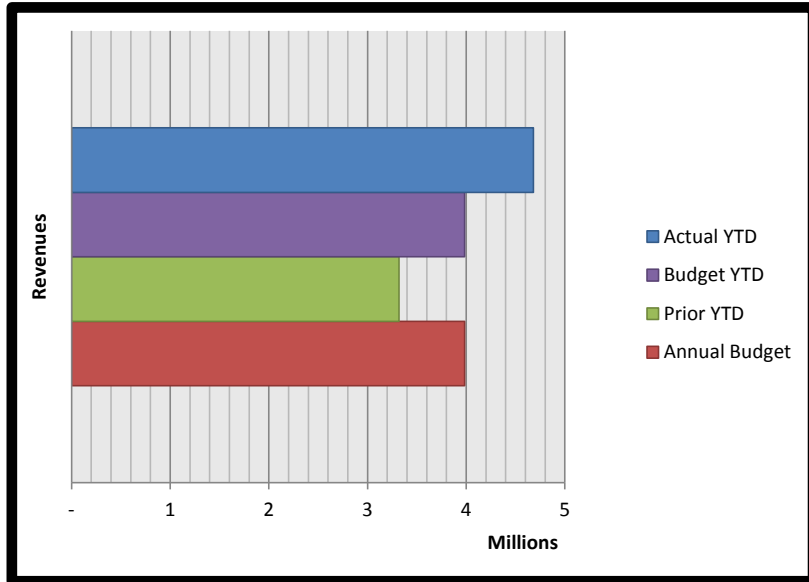


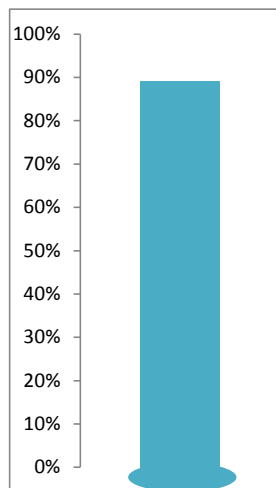


Revenues



Fav/(Unfav)	Actual YTD	Budget YTD	Variance	Annual Budget	YTD to Annual Budget Variance
REVENUE					
Pledge	1,325,340	1,485,766	(160,426)	1,485,766	(160,426)
Non-Pledged Giving	331,383	125,000	206,383	125,000	206,383
Foundations/Grants	-	-	-	-	-
Loose & Un-Solicited Giving	63,405	51,500	11,905	51,500	11,905
Tuition/Registration	14,233	25,880	(11,647)	25,880	(11,647)
Ticket Sales/Event Fees	39,753	26,000	13,753	26,000	13,753
Interest and Dividends	17,387	-	17,387	-	17,387
Rental Income	106,640	114,841	(8,201)	114,841	(8,201)
Other Income	145,385	131,164	14,221	131,164	14,221
Endowment Draw	1,234,117	1,269,198	(35,081)	1,269,198	(35,081)
Funds Released from Restriction	1,403,143	754,178	648,965	754,178	648,965
TOTAL REVENUE	4,680,786	3,983,527	697,259	3,983,527	697,259

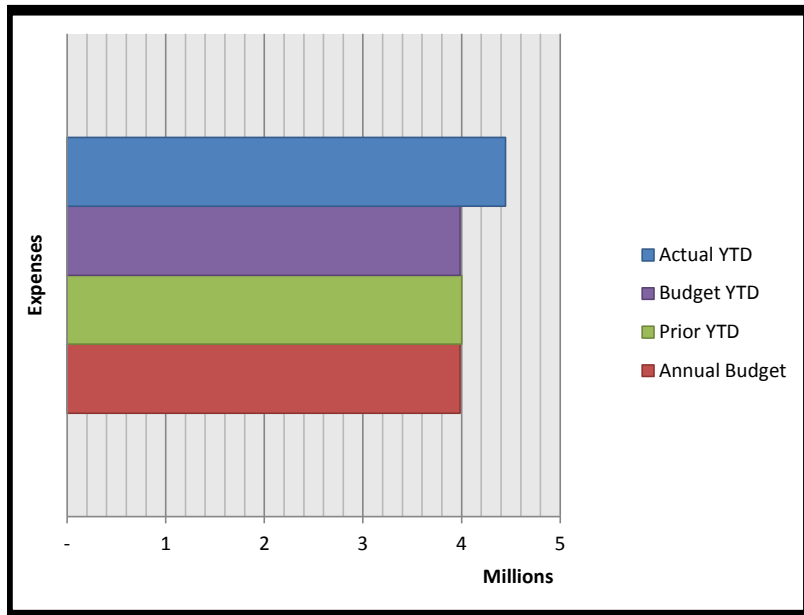
2017 Pledge Fulfillment



Month	Pledges
Jan-17	\$ 353,412
Feb-17	\$ 66,711
Mar-17	\$ 94,843
Apr-17	\$ 78,833
May-17	\$ 112,640
Jun-17	\$ 96,951
Jul-17	\$ 60,924
Aug-17	\$ 103,459
Sep-17	\$ 46,229
Oct-17	\$ 91,832
Nov-17	\$ 84,227
Dec-17	\$ 135,279
Total	\$ 1,325,340
Goal	\$ 1,485,766
Percent to Goal	89%



Expenses



Fav/(Unfav)	Actual YTD	YTD Budget	Variance	Annual Budget	Actual YTD to Annual Budget Variance
Expenses					
Personnel	1,838,421	1,863,001	24,580	1,863,001	24,580
Direct Ministry	784,595	621,690	(162,905)	621,690	(162,905)
Communications	24,805	35,500	10,695	35,500	10,695
Facilities and Grounds	1,249,884	852,600	(397,284)	852,600	(397,284)
Administration	548,423	610,735	62,312	610,735	62,312
TOTAL EXPENSES	4,446,128	3,983,526	(462,602)	3,983,526	(462,602)



Assets

	As of Dec 2017	As of Nov 2017		As of Dec 2016
Cash Balance				
Operating Fund	508,297	271,227		(462,894)
Fixed Assets	42,472	17,472		193,585
Temporarily Restricted	70,400	95,416		279,832
Columbarium	44,821	44,998		43,520
Endowment	700,727	(15,622)		716,068
Total Cash, All Funds	1,366,717	413,491		770,111

Fixed Asset Additions and Major Improvements

Mar-17 Installment payment - roof
 Mar-17 Masonry repairs
 May-17 Masonry repairs
 Jul-17 Masonry repairs
 Jul-17 Nave lighting deposit
 Aug-17 Cathedral Masonry cleaning
 Aug-17 Masonry repairs

	As of Dec 2017	As of Nov 2017		As of Dec 2016
Endowment Fund Balance				
Investment Fund	20,381,529	20,381,529		23,432,441
Church-Owned Housing	464,266	1,019,734		1,111,133
Loans	-	-		-
Cathedral Ridge	1,308,800	1,308,800		1,308,800
Cash	700,727	(15,622)		716,068
Total Endowment Fund	22,855,322	22,694,441		26,568,442

Sep-17 Elevator deposit
 Oct-17 Masonry Cleaning
 Nov-17 Masonry Cleaning
 Dec-17 Elevator materials

Liabilities and Net Assets

	As of Dec 2017	As of Nov 2017		As of Dec 2016
Liabilities and Net Assets				
Current Liabilities	218,092	110,716		301,691
Line of Credit	-	-		1,185,000
Wartburg Loan Payable	-	-		-
Net Operating Assets	529,652	264,979		(1,914,584)
Net Assets	42,642,345	42,565,223		41,724,510
Total Liabilities and Net Assets	42,860,487	42,675,939		43,828,594