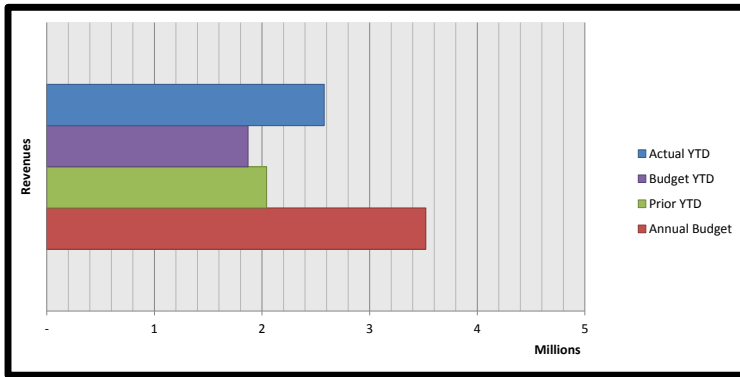
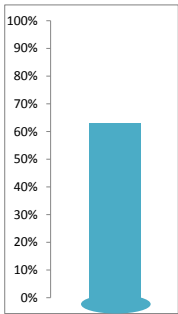
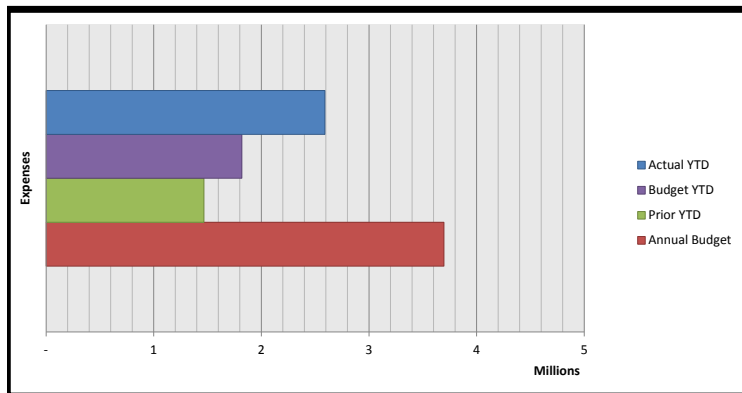


Revenues


Fav/(Unfav)	Actual YTD	Budget YTD	Variance	Annual Budget	Var Actual YTD to Annual Budget
REVENUE					
Pledge	753,450	798,808	(45,358)	1,192,250	(438,800)
Non-Pledged Giving	113,615	106,650	6,965	237,000	(123,385)
Foundations/Grants	-	-	-	-	-
Loose & Un-Solicited Giving	32,840	27,285	5,555	53,500	(20,660)
Tuition/Registration	17,195	23,880	(6,685)	23,880	(6,685)
Ticket Sales/Event Fees	12,688	11,778	910	29,000	(16,312)
Interest and Dividends	114,092	-	114,092	-	114,092
Rental Income	76,980	77,672	(692)	116,841	(39,861)
Other Income	8,511	-	8,511	-	8,511
Endowment Draw	920,737	895,109	25,628	1,193,479	(272,742)
Funds Released from Restriction	527,417	394,797	132,620	675,329	(147,912)
TOTAL REVENUE	2,577,525	2,335,979	241,546	3,521,279	(943,754)

2018 Pledge Fulfillment


Month	Pledges Received
Jan-18	\$ 138,928
Feb-18	\$ 80,682
Mar-18	\$ 107,323
Apr-18	\$ 120,261
May-18	\$ 76,446
Jun-18	\$ 76,061
Jul-18	\$ 83,912
Aug-18	\$ 67,839
Sep-18	\$ -
Oct-18	\$ -
Nov-18	\$ -
Dec-18	\$ -
Total	\$ 751,452
Goal	\$ 1,192,250
Percent to Goal	63%

Expenses


Fav/(Unfav)	Actual YTD	YTD Budget	Variance	Annual Budget	Actual YTD to Annual Budget Variance
Expenses					
Personnel	1,236,523	1,309,156	72,633	1,896,866	660,343
Direct Ministry	257,796	257,796	-	525,987	268,191
Communications	10,036	22,642	12,606	32,600	22,564
Facilities and Grounds	712,103	535,875	(176,228)	803,500	91,397
Administration	373,406	304,032	(69,374)	437,277	63,871
TOTAL EXPENSES	2,589,864	2,429,501	(160,363)	3,696,230	1,106,366

Assets

Cash Balance	As of Aug 2018	As of July 2018	As of June 2017
Operating Fund	364,942	609,374	375,938
Fixed Assets	41,049	41,049	132,349
Temporarily Restricted	(12,611)	(9,239)	147,633
Columbarium	46,341	46,341	41,005
Endowment	-	-	(391,512)
Total Cash, All Funds	439,721	687,525	305,413

**Fixed Asset Additions and Major
Improvements**

Jan-18 Nave Electrical/Lighting progress payment
 Jan-18 Parish Building Elevator progress payment
 Feb-18 Parish Building Elevator progress payment
 Apr-18 Parish Building Elevator progress payment
 Apr-18 Parish Building Asbestos progress payment
 May-18 Parish Building Asbestos progress payment

Endowment Fund Balance	As of August 2018	As of July 2018	As of June 2017
Investment Fund	21,285,990	21,005,552	20,225,681
Church-Owned Housing	466,096	466,096	1,019,734
Loans			
Cathedral Ridge	1,308,800	1,308,800	1,308,800
Cash	-	-	(391,512)
Total Endowment Fund	23,060,886	22,780,448	22,162,703

Liabilities and Net Assets

Liabilities and Net Assets	As of August 2018	As of July 2018	As of June 2017
Current Liabilities	116,817	136,575	290,926
Line of Credit	-	-	-
Wartburg Loan Payable	-	-	-
Net Operating Assets	447,356	668,441	2,367,808
Net Assets	41,992,343	41,948,234	42,351,735
Total Liabilities and Net Assets	42,086,612	42,086,612	42,659,027