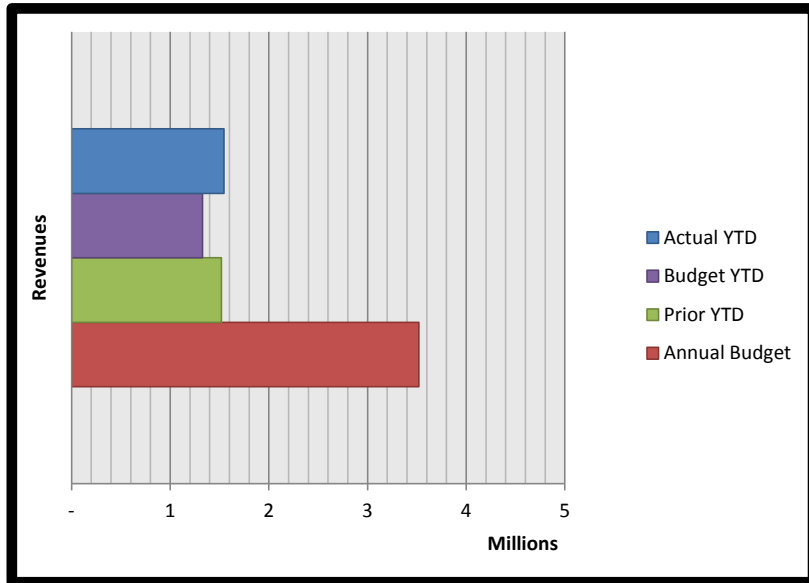


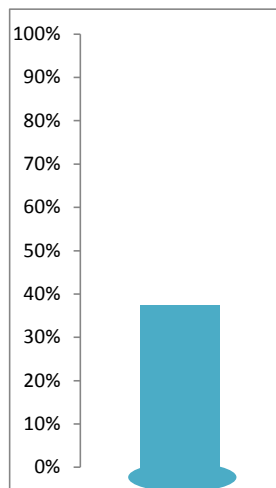


Revenues



Fav/(Unfav)	Actual YTD	Budget YTD	Variance	Annual Budget	YTD to Annual Budget Variance
REVENUE					
Pledge	447,194	405,365	41,829	1,192,250	(745,056)
Non-Pledged Giving	73,594	59,250	14,344	237,000	(163,406)
Foundations/Grants	-	-	-	-	-
Loose & Un-Solicited Giving	19,478	16,050	3,428	53,500	(34,022)
Tuition/Registration	7,971	3,880	4,091	23,880	(15,909)
Ticket Sales/Event Fees	7,242	8,222	(980)	29,000	(21,758)
Interest and Dividends	2,751	-	2,751	-	2,751
Rental Income	34,678	39,169	(4,491)	116,841	(82,163)
Other Income	1,057	-	1,057	-	1,057
Endowment Draw	596,061	596,740	(679)	1,193,479	(597,418)
Funds Released from Restriction	355,390	199,531	155,859	675,329	(319,939)
TOTAL REVENUE	1,545,416	1,328,207	217,209	3,521,279	(1,975,863)

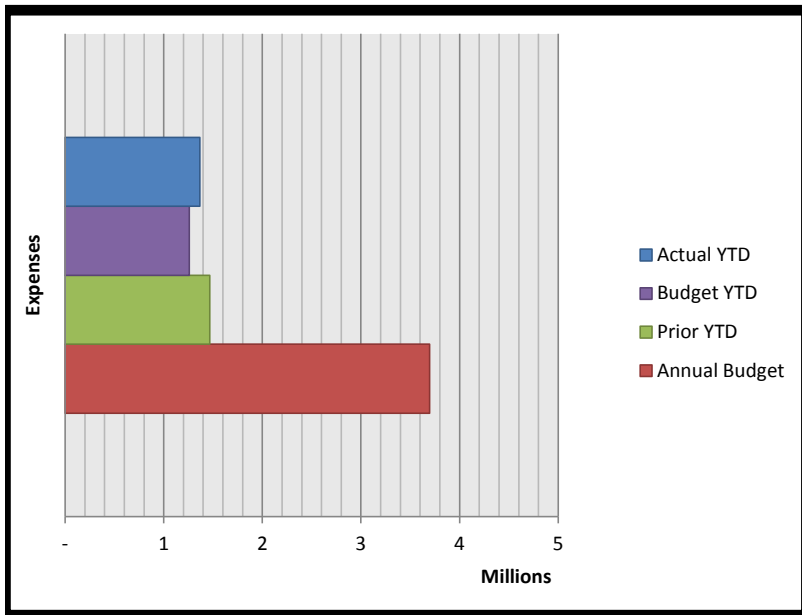
2018 Pledge Fulfillment



Month	Pledges
Jan-17	\$ 138,928
Feb-17	\$ 80,682
Mar-17	\$ 107,323
Apr-17	\$ 120,261
May-17	\$ -
Jun-17	\$ -
Jul-17	\$ -
Aug-17	\$ -
Sep-17	\$ -
Oct-17	\$ -
Nov-17	\$ -
Dec-17	\$ -
Total	\$ 447,194
Goal	\$ 1,192,250
Percent to Goal	38%



Expenses



Fav/(Unfav)	Actual YTD	YTD Budget	Variance	Annual Budget	Actual YTD to Annual Budget Variance
Expenses					
Personnel	604,449	667,701	63,252	1,896,866	1,292,417
Direct Ministry	144,479	126,220	(18,259)	525,987	381,508
Communications	2,796	12,083	9,287	32,600	29,804
Facilities and Grounds	432,734	268,250	(164,484)	803,500	370,766
Administration	182,309	184,263	1,954	437,277	254,968
TOTAL EXPENSES	1,366,767	1,258,517	(108,250)	3,696,230	2,329,463



Assets

	As of April 2018	As of March 2018		As of April 2017
Cash Balance				
Operating Fund	642,455	505,158		284,239
Fixed Assets	(7,528)	(7,528)		28,987
Temporarily Restricted	33,802	44,740		290,608
Columbarium	46,468	44,968		42,922
Endowment	12,908	7,127		52,912
Total Cash, All Funds	728,105	594,465		699,668

Fixed Asset Additions and Major Improvements

- Jan-18 Nave Electrical/Lighting progress payment
- Jan-18 Parish Building Elevator progress payment
- Feb-18 Parish Building Elevator progress payment
- Apr-18 Parish Building Elevator progress payment
- Apr-18 Parish Building Asbestos progress payment

	As of April 2018	As of March 2018		As of April 2017
Endowment Fund Balance				
Investment Fund	21,215,908	21,649,497		20,214,106
Church-Owned Housing	466,096	466,096		578,734
Loans	-	-		-
Cathedral Ridge	1,308,800	1,308,800		1,308,800
Cash	12,908	7,127		52,912
Total Endowment Fund	23,003,712	23,431,520		22,154,552

Liabilities and Net Assets

	As of April 2018	As of March 2018		As of April 2017
Liabilities and Net Assets				
Current Liabilities	88,588	174,921		2,897
Line of Credit	-	-		-
Wartburg Loan Payable	-	-		-
Net Operating Assets	629,385	416,632		(1,691,855)
Net Assets	42,462,556	42,815,292		42,524,611
Total Liabilities and Net Assets	42,561,920	42,990,213		42,589,186