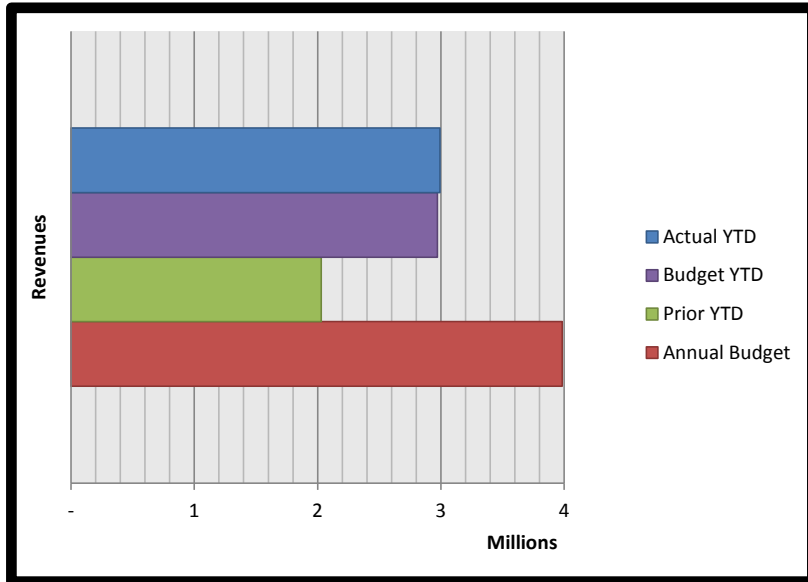


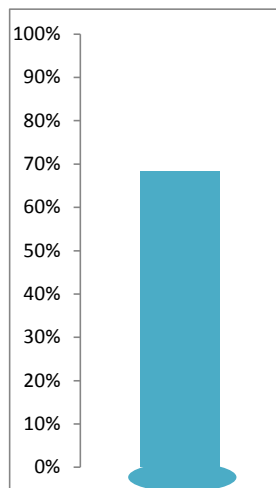


Revenues



Fav/(Unfav)	Actual YTD	Budget YTD	Variance	Annual Budget	YTD to Annual Budget Variance
REVENUE					
Pledge	1,014,002	1,114,324	(100,322)	1,485,766	(471,764)
Non-Pledged Giving	149,824	93,750	56,074	125,000	24,824
Foundations/Grants	-	-	-	-	-
Loose & Un-Solicited Giving	35,153	38,500	(3,347)	51,500	(16,347)
Tuition/Registration	14,693	25,880	(11,187)	25,880	(11,187)
Ticket Sales/Event Fees	15,133	12,333	2,800	26,000	(10,867)
Interest and Dividends	16,764	-	16,764	-	16,764
Rental Income	84,436	86,131	(1,695)	114,841	(30,405)
Other Income	143,331	131,164	12,167	131,164	12,167
Endowment Draw	946,663	951,899	(5,236)	1,269,198	(322,535)
Funds Released from Restriction	573,003	518,760	54,243	754,178	(181,175)
TOTAL REVENUE	2,993,002	2,972,741	20,261	3,983,527	(990,525)

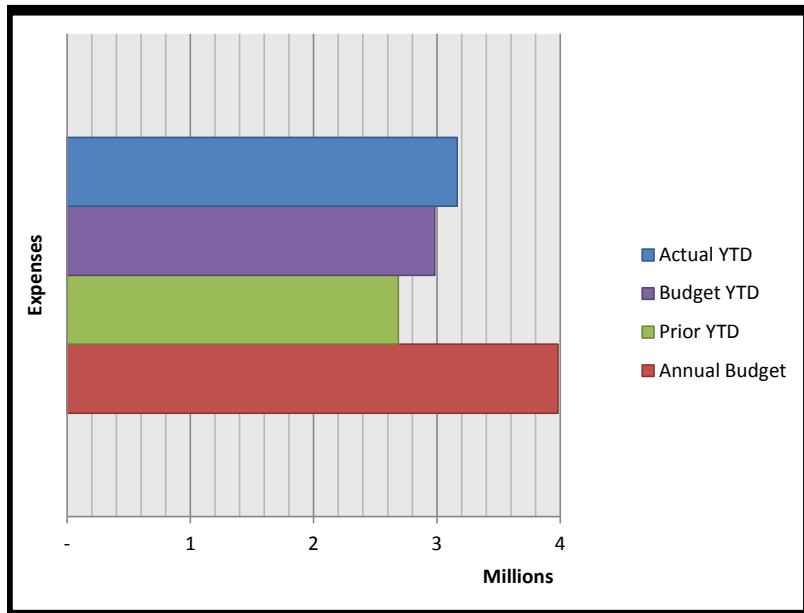
2017 Pledge Fulfillment



Month	Pledges
Jan-17	\$ 353,412
Feb-17	\$ 66,711
Mar-17	\$ 94,843
Apr-17	\$ 78,833
May-17	\$ 112,640
Jun-17	\$ 96,951
Jul-17	\$ 60,924
Aug-17	\$ 103,459
Sep-17	\$ 46,229
Oct-17	\$ -
Nov-17	\$ -
Dec-17	\$ -
Total	\$ 1,014,002
Goal	\$ 1,485,766
Percent to Goal	68%



Expenses



Fav/(Unfav)	Actual YTD	YTD Budget	Variance	Annual Budget	Actual YTD to Annual Budget Variance
Expenses					
Personnel	1,379,756	1,431,359	51,603	1,863,001	483,245
Direct Ministry	491,326	398,493	(92,833)	621,690	130,364
Communications	14,006	27,125	13,119	35,500	21,494
Facilities and Grounds	835,606	639,450	(196,156)	852,600	16,994
Administration	443,051	487,335	44,284	610,735	167,684
TOTAL EXPENSES	3,163,745	2,983,762	(179,983)	3,983,526	819,781



Assets

	As of Sept 2017	As of August 2017		As of Sept 2016
Cash Balance				
Operating Fund	156,568	348,905		(618,826)
Fixed Assets	17,472	132,349		429,059
Temporarily Restricted	64,338	(23,383)		397,294
Columbarium	42,056	41,930		43,742
Endowment	40,039	39,988		140,081
Total Cash, All Funds	320,473	539,789		391,350

Fixed Asset Additions and Major Improvements

- Mar-17 Installment payment - roof
- Mar-17 Masonry repairs
- May-17 Masonry repairs
- Jul-17 Masonry repairs
- Jul-17 Nave lighting deposit
- Aug-17 Cathedral Masonry cleaning
- Aug-17 Masonry repairs

- Sep-17 Elevator deposit

	As of Sept 2017	As of August 2017		As of Sept 2016
Endowment Fund Balance				
Investment Fund	19,967,414	19,967,414		21,738,985
Church-Owned Housing	1,019,734	1,019,734		1,111,133
Loans	-	-		-
Cathedral Ridge	1,308,800	1,308,800		1,308,800
Cash	40,037	39,988		140,081
Total Endowment Fund	22,335,985	22,335,936		24,298,999

Liabilities and Net Assets

	As of Sept 2017	As of August 2017		As of Sept 2016
Liabilities and Net Assets				
Current Liabilities	113,446	142,407		67,064
Line of Credit	-	-		1,185,000
Wartburg Loan Payable	-	-		3,875
Net Operating Assets	2,116,890	2,348,541		(1,880,510)
Net Assets	42,224,244	42,368,033		40,278,589
Total Liabilities and Net Assets	42,459,658	42,676,916		42,157,623