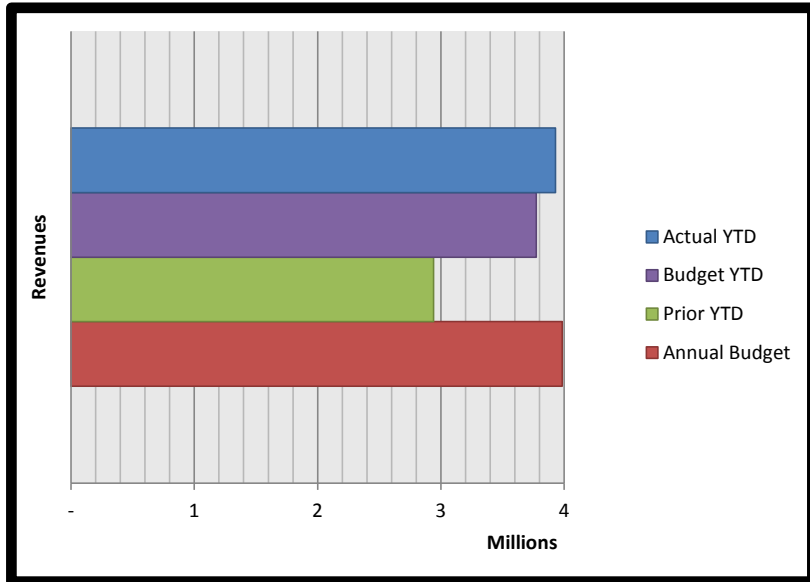


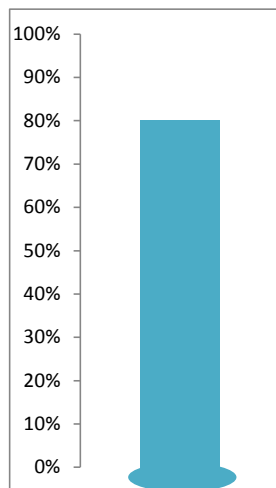


### Revenues



| Fav/(Unfav)                     | Actual YTD       | Budget YTD       | Variance       | Annual Budget    | YTD to Annual Budget Variance |
|---------------------------------|------------------|------------------|----------------|------------------|-------------------------------|
| <b>REVENUE</b>                  |                  |                  |                |                  |                               |
| Pledge                          | 1,190,261        | 1,361,952        | (171,691)      | 1,485,766        | (295,505)                     |
| Non-Pledged Giving              | 193,418          | 114,583          | 78,835         | 125,000          | 68,418                        |
| Foundations/Grants              | -                | -                | -              | -                | -                             |
| Loose & Un-Solicited Giving     | 42,444           | 47,167           | (4,723)        | 51,500           | (9,056)                       |
| Tuition/Registration            | 14,233           | 25,880           | (11,647)       | 25,880           | (11,647)                      |
| Ticket Sales/Event Fees         | 32,919           | 16,444           | 16,475         | 26,000           | 6,919                         |
| Interest and Dividends          | 17,177           | -                | 17,177         | -                | 17,177                        |
| Rental Income                   | 99,775           | 105,271          | (5,496)        | 114,841          | (15,066)                      |
| Other Income                    | 144,005          | 131,164          | 12,841         | 131,164          | 12,841                        |
| Endowment Draw                  | 1,234,117        | 1,269,198        | (35,081)       | 1,269,198        | (35,081)                      |
| Funds Released from Restriction | 961,889          | 702,704          | 259,185        | 754,178          | 207,711                       |
| <b>TOTAL REVENUE</b>            | <b>3,930,238</b> | <b>3,774,363</b> | <b>155,875</b> | <b>3,983,527</b> | <b>(53,289)</b>               |

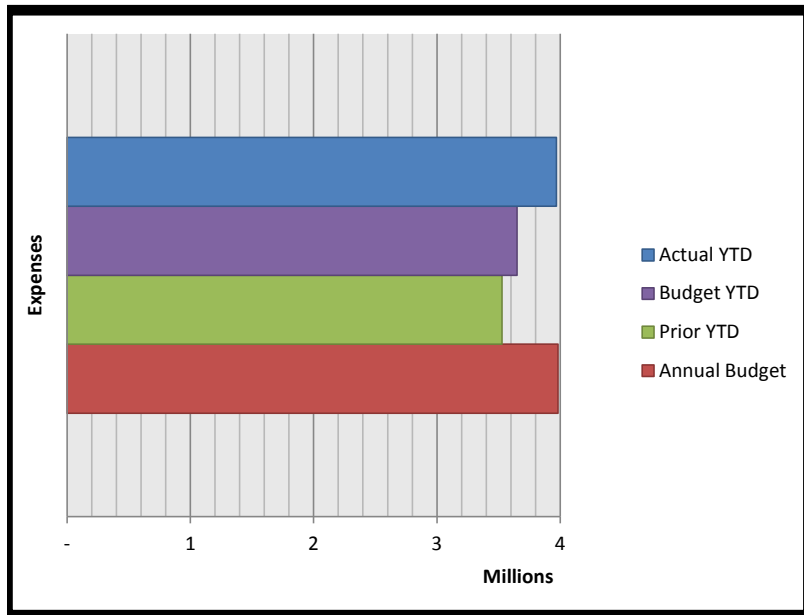
### 2017 Pledge Fulfillment



| Month                  | Pledges             |
|------------------------|---------------------|
| Jan-17                 | \$ 353,412          |
| Feb-17                 | \$ 66,711           |
| Mar-17                 | \$ 94,843           |
| Apr-17                 | \$ 78,833           |
| May-17                 | \$ 112,640          |
| Jun-17                 | \$ 96,951           |
| Jul-17                 | \$ 60,924           |
| Aug-17                 | \$ 103,459          |
| Sep-17                 | \$ 46,229           |
| Oct-17                 | \$ 91,832           |
| Nov-17                 | \$ 84,427           |
| Dec-17                 | \$ -                |
| <b>Total</b>           | <b>\$ 1,190,261</b> |
| <b>Goal</b>            | <b>\$ 1,485,766</b> |
| <b>Percent to Goal</b> | <b>80%</b>          |



### Expenses



| Fav/(Unfav)            | Actual YTD       | YTD Budget       | Variance         | Annual Budget    | Actual YTD to Annual Budget Variance |
|------------------------|------------------|------------------|------------------|------------------|--------------------------------------|
| <b>Expenses</b>        |                  |                  |                  |                  |                                      |
| Personnel              | 1,654,440        | 1,722,135        | 67,695           | 1,863,001        | 208,561                              |
| Direct Ministry        | 586,353          | 528,534          | (57,819)         | 621,690          | 35,337                               |
| Communications         | 19,979           | 33,667           | 13,688           | 35,500           | 15,521                               |
| Facilities and Grounds | 1,168,884        | 781,758          | (387,126)        | 852,600          | (316,284)                            |
| Administration         | 539,556          | 583,952          | 44,396           | 610,735          | 71,179                               |
| <b>TOTAL EXPENSES</b>  | <b>3,969,212</b> | <b>3,650,046</b> | <b>(319,166)</b> | <b>3,983,526</b> | <b>14,314</b>                        |