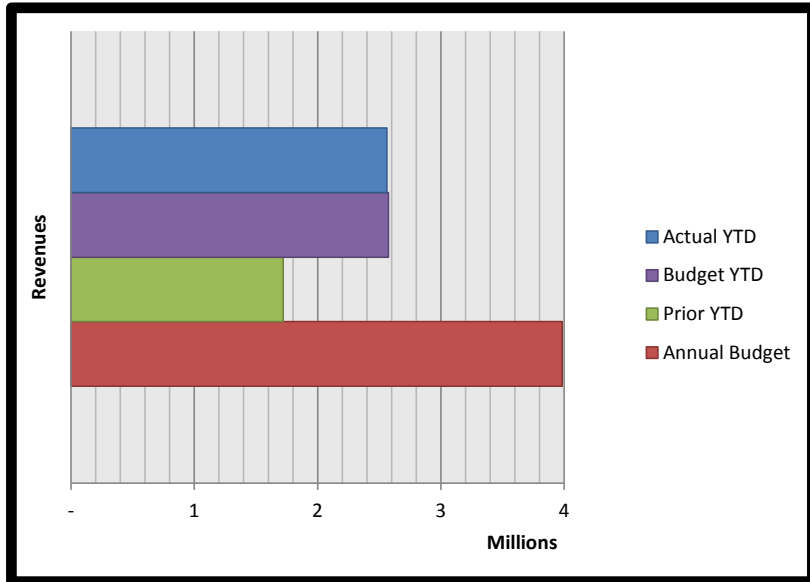


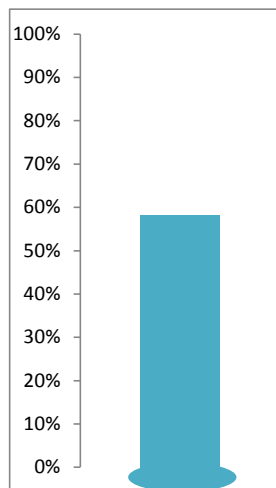


### Revenues



| Fav/(Unfav)                     | Actual YTD       | Budget YTD       | Variance        | Annual Budget    | YTD to Annual Budget Variance |
|---------------------------------|------------------|------------------|-----------------|------------------|-------------------------------|
| <b>REVENUE</b>                  |                  |                  |                 |                  |                               |
| Pledge                          | 864,315          | 866,697          | (2,382)         | 1,485,766        | (621,451)                     |
| Non-Pledged Giving              | 134,361          | 72,917           | 61,444          | 125,000          | 9,361                         |
| Foundations/Grants              | -                | -                | -               | -                | -                             |
| Loose & Un-Solicited Giving     | 29,452           | 30,000           | (548)           | 51,500           | (22,048)                      |
| Tuition/Registration            | 14,387           | 23,880           | (9,493)         | 25,880           | (11,493)                      |
| Ticket Sales/Event Fees         | 7,191            | 9,778            | (2,587)         | 26,000           | (18,809)                      |
| Interest and Dividends          | 13,765           | -                | 13,765          | -                | 13,765                        |
| Rental Income                   | 66,827           | 66,991           | (164)           | 114,841          | (48,014)                      |
| Other Income                    | 137,337          | 131,162          | 6,175           | 131,164          | 6,173                         |
| Endowment Draw                  | 946,663          | 951,899          | (5,236)         | 1,269,198        | (322,535)                     |
| Funds Released from Restriction | 347,741          | 420,838          | (73,097)        | 754,178          | (406,437)                     |
| <b>TOTAL REVENUE</b>            | <b>2,562,039</b> | <b>2,574,162</b> | <b>(12,123)</b> | <b>3,983,527</b> | <b>(1,421,488)</b>            |

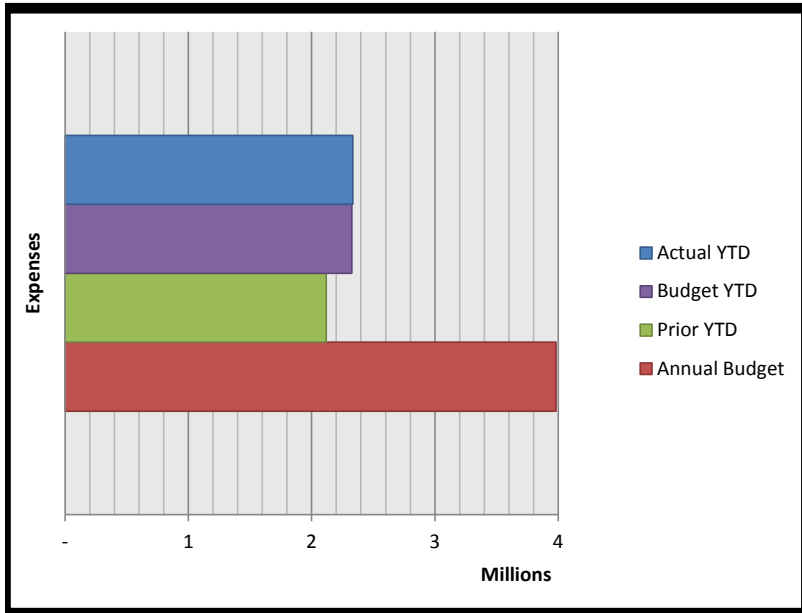
### 2017 Pledge Fulfillment



| Month                  | Pledges             |
|------------------------|---------------------|
| Jan-17                 | \$ 353,412          |
| Feb-17                 | \$ 66,711           |
| Mar-17                 | \$ 94,843           |
| Apr-17                 | \$ 78,833           |
| May-17                 | \$ 112,640          |
| Jun-17                 | \$ 96,951           |
| Jul-17                 | \$ 60,925           |
| Aug-17                 | \$ -                |
| Sep-17                 | \$ -                |
| Oct-17                 | \$ -                |
| Nov-17                 | \$ -                |
| Dec-17                 | \$ -                |
| <b>Total</b>           | <b>\$ 864,315</b>   |
| <b>Goal</b>            | <b>\$ 1,485,766</b> |
| <b>Percent to Goal</b> | <b>58%</b>          |



### Expenses



| Fav/(Unfav)            | Actual YTD       | YTD Budget       | Variance       | Annual Budget    | Actual YTD to Annual Budget Variance |
|------------------------|------------------|------------------|----------------|------------------|--------------------------------------|
| <b>Expenses</b>        |                  |                  |                |                  |                                      |
| Personnel              | 1,041,243        | 1,096,246        | 55,003         | 1,863,001        | 821,758                              |
| Direct Ministry        | 344,759          | 296,864          | (47,895)       | 621,690          | 276,931                              |
| Communications         | 11,479           | 23,458           | 11,979         | 35,500           | 24,021                               |
| Facilities and Grounds | 576,972          | 497,766          | (79,206)       | 852,600          | 275,628                              |
| Administration         | 358,162          | 411,833          | 53,671         | 610,735          | 252,573                              |
| <b>TOTAL EXPENSES</b>  | <b>2,332,615</b> | <b>2,326,167</b> | <b>(6,448)</b> | <b>3,983,526</b> | <b>1,650,911</b>                     |



### Assets

|                              | As of<br>July 2017 | As of<br>June 2017 |  | As of<br>July 2016 |
|------------------------------|--------------------|--------------------|--|--------------------|
| <b>Cash Balance</b>          |                    |                    |  |                    |
| Operating Fund               | 563,352            | 375,938            |  | (373,811)          |
| Fixed Assets                 | 132,349            | 132,349            |  | (69,661)           |
| Temporarily Restricted       | 157,098            | 147,633            |  | 594,443            |
| Columbarium                  | 42,428             | 41,005             |  | 43,742             |
| Endowment                    | 39,988             | (391,512)          |  | 140,081            |
| <b>Total Cash, All Funds</b> | <b>935,215</b>     | <b>305,413</b>     |  | <b>334,794</b>     |

#### Fixed Asset Additions and Major Improvements

- Mar-17 Installment payment - roof
- Mar-17 Masonry repairs
- May-17 Masonry repairs
- Jul-17 Masonry repairs
- Jul-17 Nave lighting deposit

|                               | As of<br>July 2017 | As of<br>June 2017 |  | As of<br>July 2016 |
|-------------------------------|--------------------|--------------------|--|--------------------|
| <b>Endowment Fund Balance</b> |                    |                    |  |                    |
| Investment Fund               | 19,967,414         | 20,225,681         |  | 21,738,985         |
| Church-Owned Housing          | 1,019,734          | 1,019,734          |  | 1,111,133          |
| Loans                         | -                  | -                  |  | -                  |
| Cathedral Ridge               | 1,308,800          | 1,308,800          |  | 1,308,800          |
| Cash                          | 39,988             | (391,512)          |  | 140,081            |
| <b>Total Endowment Fund</b>   | <b>22,335,936</b>  | <b>22,162,703</b>  |  | <b>24,298,999</b>  |

### Liabilities and Net Assets

|   | As of<br>July 2017 | As of<br>June 2017 |  | As of<br>July 2016 |
|---|--------------------|--------------------|--|--------------------|
| <b>Liabilities and Net Assets</b>       |                    |                    |  |                    |
| Current Liabilities                     | 109,683            | 142,353            |  | 132,797            |
| Line of Credit                          | -                  | -                  |  | 1,185,000          |
| Wartburg Loan Payable                   | -                  | -                  |  | 26,375             |
| Net Operating Assets                    | 2,587,391          | 2,367,808          |  | (1,622,254)        |
| Net Assets                              | 42,788,900         | 42,351,735         |  | 40,465,516         |
| <b>Total Liabilities and Net Assets</b> | <b>43,064,021</b>  | <b>42,659,027</b>  |  | <b>41,866,168</b>  |