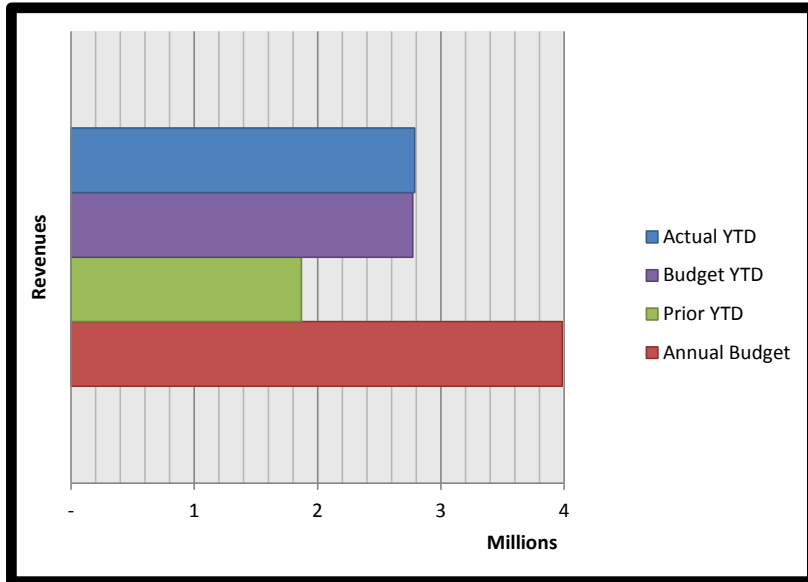


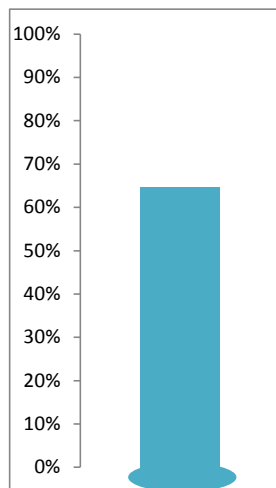


Revenues



Fav/(Unfav)	Actual YTD	Budget YTD	Variance	Annual Budget	YTD to Annual Budget Variance
REVENUE					
Pledge	962,853	990,511	(27,658)	1,485,766	(522,913)
Non-Pledged Giving	135,766	83,333	52,433	125,000	10,766
Foundations/Grants	-	-	-	-	-
Loose & Un-Solicited Giving	32,212	34,167	(1,955)	51,500	(19,288)
Tuition/Registration	14,667	25,880	(11,213)	25,880	(11,213)
Ticket Sales/Event Fees	9,191	10,778	(1,587)	26,000	(16,809)
Interest and Dividends	16,574	-	16,574	-	16,574
Rental Income	75,624	76,561	(937)	114,841	(39,217)
Other Income	143,242	131,163	12,079	131,164	12,078
Endowment Draw	946,663	951,899	(5,236)	1,269,198	(322,535)
Funds Released from Restriction	450,312	468,988	(18,676)	754,178	(303,866)
TOTAL REVENUE	2,787,104	2,773,280	13,824	3,983,527	(1,196,423)

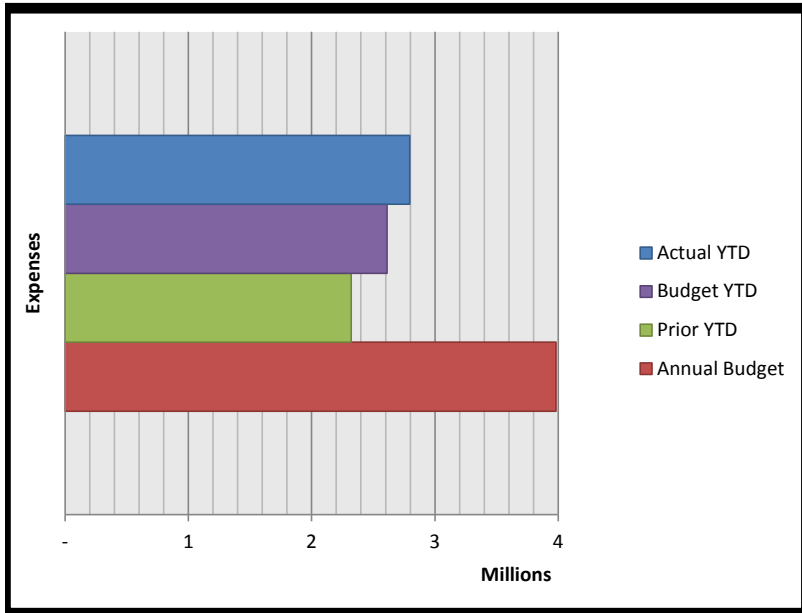
2017 Pledge Fulfillment



Month	Pledges
Jan-17	\$ 353,412
Feb-17	\$ 66,711
Mar-17	\$ 94,843
Apr-17	\$ 78,833
May-17	\$ 112,640
Jun-17	\$ 96,951
Jul-17	\$ 60,924
Aug-17	\$ 98,539
Sep-17	\$ -
Oct-17	\$ -
Nov-17	\$ -
Dec-17	\$ -
Total	\$ 962,853
Goal	\$ 1,485,766
Percent to Goal	65%



Expenses



Fav/(Unfav)	Actual YTD	YTD Budget	Variance	Annual Budget	Actual YTD to Annual Budget Variance
Expenses					
Personnel	1,171,577	1,248,942	77,365	1,863,001	691,424
Direct Ministry	435,076	311,789	(123,287)	621,690	186,614
Communications	11,579	25,292	13,713	35,500	23,921
Facilities and Grounds	761,854	568,608	(193,246)	852,600	90,746
Administration	416,444	457,336	40,892	610,735	194,291
TOTAL EXPENSES	2,796,530	2,611,967	(184,563)	3,983,526	1,186,996



Assets

	As of August 2017	As of July 2017		As of August 2016
Cash Balance				
Operating Fund	348,905	563,352		(484,325)
Fixed Assets	132,349	132,349		277,275
Temporarily Restricted	(23,383)	157,098		475,385
Columbarium	41,930	42,428		43,742
Endowment	39,988	39,988		140,081
Total Cash, All Funds	539,789	935,215		452,158

Fixed Asset Additions and Major Improvements

- Mar-17 Installment payment - roof
- Mar-17 Masonry repairs
- May-17 Masonry repairs
- Jul-17 Masonry repairs
- Jul-17 Nave lighting deposit
- Aug-17 Cathedral Masonry cleaning
- Aug-17 Masonry repairs

	As of August 2017	As of July 2017		As of August 2016
Endowment Fund Balance				
Investment Fund	19,967,414	19,967,414		21,738,985
Church-Owned Housing	1,019,734	1,019,734		1,111,133
Loans	-	-		-
Cathedral Ridge	1,308,800	1,308,800		1,308,800
Cash	39,988	39,988		140,081
Total Endowment Fund	22,335,936	22,335,936		24,298,999

Liabilities and Net Assets

	As of August 2017	As of July 2017		As of August 2016
Liabilities and Net Assets				
Current Liabilities	142,407	109,683		78,340
Line of Credit	-	-		1,185,000
Wartburg Loan Payable	-	-		26,375
Net Operating Assets	2,348,541	2,587,391		(1,677,335)
Net Assets	42,368,033	42,788,900		40,429,340
Total Liabilities and Net Assets	42,676,916	43,064,021		42,208,766